



# East Carolina

## 2013-14 Women's Basketball

### East Carolina Athletic Media Relations

WBB Contact: Lindy Zamora  
Office Phone: 252-737-4520  
Mobile: 909-557-4158  
Email: zamorab@ecu.edu

2 NCAA Tournament Appearances :: 2 WNIT Tournament Appearances :: 3 Conference Titles :: 1 National AIAW Tournament Appearance

### The Warhawk Classic



7-0  
0-0 C-USA



1-5  
0-0 SWAC

### East Carolina vs. Alcorn State

Date: Friday, December 13  
Time: 5:00 p.m.  
The Series: First Meeting



7-2  
0-0 WAC

### East Carolina vs. Grand Canyon or ULM

Date: Saturday, December 14  
Time: TBA  
The Series vs. Grand Canyon: First Meeting  
The Series vs. ULM: First Meeting



3-4  
0-0 Sun Belt

Location: Monroe, La.  
Arena (Capacity): Fant-Ewing Coliseum (7,000)  
Live Stats: ULMWarhawks.com

### The Tournament

East Carolina will travel to Monroe, La., to take part in the Warhawk Classic hosted by ULM. The Pirates will go head-to-head with Alcorn State on Friday, December 13, at 5 p.m., before taking on either Grand Canyon or ULM on Saturday, December 14. If the Pirates go up against Grand Canyon, tip-off will be at 5 p.m. If ECU plays the Warhawks the two teams will square off at 7 p.m.

### Probable East Carolina Starters

No.	Name	Pos.	Ht.	Yr.	FG%	PPG	RPG	Asst	Blk	Stl
20	Tatiana Chapple	F	6-0	Jr.	.615	5.4	4.7	14	0	9
21	Abria Trice	G/F	6-0	RS Jr.	.488	16.1	3.6	9	5	15
23	Jada Payne	G/F	6-2	RS So.	.510	20.6	6.6	5	1	13
33	Janesha Ebron	G	5-6	Jr.	.417	6.0	3.0	38	1	15
40	Ondrea Shaw	P	6-4	RS Jr.	.375	2.1	6.4	5	16	5

### Probable Alcorn State Starters

No.	Name	Pos.	Ht.	Yr.	FG%	PPG	RPG	Asst	Blk	Stl
03	Henrietta Wells	F	6-2	Fr.	.214	2.7	2.5	1	7	3
11	Jasmine Cunningham	G	5-8	Fr.	.042	0.8	3.0	4	2	11
22	Kierro Frost	G	5-8	Jr.	.265	3.3	2.7	3	0	5
24	Tierro Frost	G	5-9	Sr.	.252	17.8	5.8	5	3	6
32	Angelica Wilson-Reid	F	6-0	Fr.	.294	5.0	6.5	2	1	4

### Probable Grand Canyon Starters

No.	Name	Pos.	Ht.	Yr.	FG%	PPG	RPG	Asst	Blk	Stl
10	August Touchard	G	5-6	Fr.	.286	5.8	1.7	13	0	4
20	Kaitlyn Petersen	G	5-7	Jr.	.327	13.3	4.2	35	1	18
23	Judy Jones	G/F	5-9	Sr.	.531	14.7	9.3	20	5	21
32	Johnna Brown	F	6-0	Sr.	.494	12.8	8.1	14	2	16
45	Deanna Daniels	F	5-10	Sr.	.394	11.2	4.8	6	1	20

### Probable ULM Starters

No.	Name	Pos.	Ht.	Yr.	FG%	PPG	RPG	Asst	Blk	Stl
12	Alexar Tugler	G	5-10	Sr.	.344	9.0	5.0	27	2	9
20	Ashleigh Simmons	F	6-1	Sr.	.634	19.1	8.9	9	5	6
21	Elexar Tugler	G	5-9	Sr.	.373	7.4	3.6	27	1	9
22	Jasmine Shaw	G	5-11	Sr.	.418	9.9	4.1	13	8	6
34	Sharnice Brooks	C	6-2	Jr.	.554	10.1	6.9	2	6	5

### 2013-14 Schedule / Results

Date	Opponent	Time/Result
November 8	Virginia Intermont	W, 102-47
November 10	George Mason	W, 75-66
November 15	William & Mary	W, 69-57
November 17	Loyola (Maryland)	W, 68-47
November 23	at Elon	W, 93-84
November 29	IUPUI^	W, 71-51
December 1	Cleveland State^	W, 75-66
<b>December 13</b>	<b>vs. Alcorn State#</b>	<b>5 p.m.</b>
<b>December 14</b>	<b>vs. Grand Canyon or ULM#</b>	<b>TBA</b>
December 17	at Norfolk State	6 p.m.
December 20	Ohio	7 p.m.
December 29	at Bethune Cookman	2 p.m.
January 2	at College of Charleston	7 p.m.
January 8	Florida Atlantic*	7 p.m.
January 11	at FIU*	6 p.m.
January 15	at Tulane*	8 p.m.
January 18	LA Tech*	5 p.m.
January 22	Rice*	7 p.m.
January 25	at Southern Miss*	5 p.m.
January 29	Old Dominion*	7 p.m.
February 1	Charlotte*	5 p.m.
February 5	at Marshall*	7 p.m.
February 8	at UAB*	3 p.m.
February 15	North Texas*	5 p.m.
February 20	at UTSA*	8 p.m.
February 22	at UTEP*	7 p.m.
February 26	Middle Tennessee*	7 p.m.
March 1	Tulsa*	5 p.m.
March 5	at Old Dominion*	7 p.m.
March 11	C-USA Tournament+	TBA
March 12	C-USA Tournament+	TBA
March 13	C-USA Tournament+	TBA
March 14	C-USA Tournament+	TBA
March 15	C-USA Tournament+	TBA

^ ECU Pirate Thanksgiving Tournament (Greenville, N.C.)

# Warhawk Classic (Monroe, La.)

+ Conference USA Tournament (El Paso, Texas)

\* Conference USA Match

All Times Listed are Eastern

**The Series vs. Alcorn State**

The Pirates and the Braves will meet for the first time in program history on Friday, December 13, at 5 p.m. Alcorn State is part of the Southwestern Athletic Conference and ECU holds a 3-1 record over SWAC schools. The Pirates are 1-0 against Mississippi Valley State and Prairie View A&M. East Carolina is 1-1 against Southern.

**The Series vs. Grand Canyon**

East Carolina and the Antelopes will go head-to-head for the first time on Saturday, December 14. Grand Canyon is a member of the Western Athletic Conference and ECU owns a 2-0 record over WAC schools. The only WAC school the Pirates have played is UMKC and East Carolina defeated the Kangaroos on two occasions.

**The Series vs. ULM**

ECU and the Warhawks of Louisiana-Monroe will meet for the first time in program history at the Warhawk Classic on Saturday, December 14. ULM is a member of the Sun Belt Conference and ECU is 4-6 against Sun Belt teams.

**Last Time Out**

East Carolina is coming off of a 75-66 win over Cleveland State to capture the Thanksgiving Tournament. The Pirates won the tournament after defeating both IUPUI and Cleveland State. Redshirt sophomore forward Jada Payne was named tournament MVP after pouring in a career-high 33 points on the final day of the tournament. The Pirates out-shot Cleveland State 48.3-percent to 46.2-percent from the field, but the Vikings held the advantage from the three-point range as they shot 41.7-percent, while ECU shot 40.0-percent. East Carolina out-rebounded the Vikings 37 boards to 24 in the game, and the Pirates also held the edge in assists (16-12), blocks (4-0), and steals (6-5). Cleveland State forced ECU into 17 turnovers, while the Vikings turned the ball over 15 times. However, East Carolina capitalized on the turnover situation as the Pirates tallied 23 points off of turnovers, while Cleveland State scored 16. Payne shot 58.8-percent from the field as she connected on 10-of-17 field goals, while posting a 66.7-shooting percentage (6-for-9) from beyond the arc. She also added six rebounds and one block, while going 7-for-8 from the free throw line. Payne led a trio of double-figure scorers for ECU as Abria Trice registered 20 points and Tatiana Chapple notched a season-high 10 points. Chapple also led the Pirates with eight rebounds, while adding two assists. Junior guard Janesha Ebron dished out a game-high five assists and added as many boards to go along with two points and a pair of steals.

**About the Pirates**

East Carolina owns a 7-0 record on the year after having defeated Virginia Intermont (102-47), George Mason (75-66), William & Mary (69-57), Loyola (68-47), Elon (93-84), IUPUI (71-51), and Cleveland State (75-66). This is the first time since the 2009-10 season that the Pirates have opened the year on a seven-game winning streak. As a team, ECU is shooting 43.7-percent with a scoring offense of 79.0, while holding opponents to just 59.7 points per game for a scoring margin of +19.3 which ranks 23rd in the NCAA. The Pirates are a defensively strong team that is ranked third in the nation in steals per game with 13.9. They also rank 25th in rebounding margin (+10.1) as the Pirates average 43.9 rebounds per game, while limiting their opponents to 33.7. Redshirt sophomore forward Jada Payne leads the Pirates in scoring as she averages 20.6 points per game which ranks fourth in C-USA and 37th in the nation. She has also been solid from three-point range as she is shooting 55.3-percent from beyond the arc to lead C-USA and rank fourth in the nation. Redshirt junior guard Abria Trice ranks 10th in the league with 16.1 points per game. Redshirt junior post Ondrea Shaw is the team leader in blocks per game with 2.3 which ranks her fourth in the conference and 41st in the nation. Junior guard Janesha Ebron leads the Pirates with 38 assists to average 5.4 per game and places her fourth in the league and 50th in the NCAA. She leads the conference with a 2.2 assists to turnover ratio.

**Scouting the Braves**

Alcorn State is looking for its second win of the season when it enters the ULM Warhawk Classic. The Braves are 1-5 on the year, with their only victory coming over Nebraska-Omaha, 50-45, on November 10th in Lorman, Miss. Since then, the Braves have been on a four-game losing streak. Alcorn State is averaging just 38.3 points per game, while surrendering 77.3. The Braves are shooting 23.7-percent from the field, while their opponents are shooting 46.4-percent. Additionally, the Braves are out-rebounded by their counterparts 39.3-30.3 for a -9.0 rebounding margin. Alcorn State averages 4.0 assists per game, 6.5 steals per game, and 2.3 blocks per game. Tierro Frost is the Braves leading scorer as she averages 17.8 points per game. She is second on the squad with 5.8 rebounds per game to go along with six steals, five assists, and three blocks. Angelica Wilson-Reid is the Braves' leading rebounder with an average of 6.5 boards per game. She is also second on the team with 5.0 points per game.



**Head Coach  
Heather Macy**

**Record at ECU (4th):**  
57-44 (.564)

**Career Record (8th):**  
172-83 (.675)

**Alma Mater:**  
Greensboro College, 2000

**THE MACY FILE**

**Born:** April 4, 1978  
**High School:** Starmount (N.C.) High School  
**College:** Greensboro College, 2000 (B.S.)  
 Southern Miss, 2002 (Master's)

**PLAYING EXPERIENCE**

Level	School (Years)
High School	Starmount HS (1992-96)
College	Greensboro College (1996-2000)

**COACHING EXPERIENCE**

Year	School	Position
2000-01	Catawaba College	Assistant Coach
2001-02	Lenoir-Rhyne College	Assistant Coach
2002-04	High Point University	Assistant Coach
2004-05	UMBC	Assistant Coach
2005-07	Pfeiffer University	Head Coach
2007-10	Francis Marion University	Head Coach
2010-Pres.	East Carolina University	Head Coach

**CHAMPIONSHIPS WON**

Year	Championship
2006-07	CVAC Regular Season
	CVAC Tournament
	NCAA Tournament Appearance
2007-08	Peach Belt Conference Regular Season
	NCAA Tournament Appearance
2008-09	Peach Belt Conference Regular Season
	NCAA Tournament Appearance (Sweet 16)

**HONORS / AWARDS**

Year	Award
2006-07	CVAC Coach of the Year
2007-08	Peach Belt Conference Coach of the Year
2008-09	Peach Belt Conference Coach of the Year

**HEAD COACHING RECORD**

Year	School	Record	Conf. Record
2005-06	Pfeiffer	14-15	11-9
2006-07	Pfeiffer	26-5	18-3
2007-08	Francis Marion	21-9	13-7
2008-09	Francis Marion	27-5	17-3
2009-10	Francis Marion	27-5	16-2
2010-11	East Carolina	16-15	9-7
2011-12	East Carolina	12-19	5-11
2012-13	East Carolina	22-10	11-5
2013-14	East Carolina	7-0	0-0
<b>Career</b>	<b>Eight Seasons</b>	<b>172-83</b>	<b>100-47</b>

**Scouting the Antelopes**

Grand Canyon owns a 7-2 record with its only two losses coming against Mississippi State and UCLA. The Antelopes started the season on a five-game winning streak before falling to Mississippi State, 71-62, on November 29. As a team, the Antelopes are shooting 40.6-percent from the floor, and averaging 69.3 points per game. Grand Canyon averages 41.1 rebounds per game while posting 110 assists, 101 steals, and 17 blocks. The Antelopes have four double-figure scorers in Judy Jones (14.7 points per game), Kaitlyn Petersen (13.3 ppg), Johnna Brown (12.8 ppg), and Deanna Daniels (11.2 ppg). Jones is also the squad's leading rebounder with 9.3 boards per game. She also leads the team with 21 steals and five blocks and is second on the Antelopes with 20 assists. Petersen leads Grand Canyon with 35 assists, while also contributing 18 steals.





**Scouting the Warhawks**

ULM is 3-4 on the year after dropping a 78-63 decision to McNeese on December 11th. All three of the Warhawks victories came at home as they own a 3-0 record inside Fant-Ewing Coliseum. The Warhawks are shooting 42.8-percent from the floor and averaging 71.7 points per game. ULM's defense has given up 73.9 points per game to its opponents for a scoring margin of -2.1. The Warhawks hold the edge on rebounds as they average 43.0 per game, while limiting their counterparts to 40.4 per game. Ashleigh Simmons leads the Warhawks in scoring as she averages 19.1 points per game. She also leads the team with 8.9 rebounds per game to go along with nine assists, six steals, and five blocks. Sharnice Brooks is the Warhawks second leading scorer with 10.1 points per game. She is also second on the squad with 6.9 rebounds per game.

**Home Sweet Home**

Last season, ECU closed out the year with an impressive 14-1 record while playing at Minges Coliseum. After starting the 2013-14 season with a 6-0 record in Greenville, the Pirates have extended their home winning streak to 19 games. East Carolina has not lost a home match in over one year as the last time the Pirates were defeated inside Minges Coliseum was on November 17, 2012 when they dropped a 72-62 decision to College of Charleston.

**Team Comparisons:**

	East Carolina 7-0 (0-0 C-USA) 		Alcorn State 1-5 (0-0 SWAC) 		Grand Canyon 7-2 (0-0 WAC) 		ULM 3-4 (0-0 Sun Belt) 	
	ECU	OPP	ASU	OPP	GCU	OPP	ULM	OPP
Scoring	553	418	230	464	624	499	502	517
Scoring Average	79.0	597	38.3	77.3	69.3	55.4	71.7	73.9
Scoring Margin	+19.3	-	-39.0	-	+13.9	-	-2.1	-
Field Goal Pct.	.437	.379	.237	.464	.406	.387	.428	.374
Three-Point Field Goal Pct.	.338	.287	.164	.394	.287	.259	.290	.311
Free Throw Pct.	.744	.669	.626	.694	.659	.674	.622	.739
Rebounds	307	236	182	236	370	324	301	283
Rebounding Average	43.9	33.7	30.3	39.3	41.1	36.0	43.0	40.4
Rebounding Margin	+10.0	-	-9.0	-	+5.1	-	+2.6	-
Assists	106	70	24	86	110	75	121	82
Assists Average	15.1	10.0	4.0	14.3	12.2	8.3	17.3	11.7
Turnovers	1145	172	133	77	142	177	144	120
Turnovers Average	20.7	24.6	22.2	12.8	15.8	19.7	20.6	17.1
Turnovers Margin	+3.9	-	-9.4	-	+3.9	-	-3.4	-
Assist/Turnover Ratio	0.7	0.4	0.2	1.1	0.8	0.4	0.8	0.7
Steals	97	60	39	65	101	61	57	69
Steals Average	13.9	8.6	6.5	10.8	11.2	6.8	8.1	9.9
Blocks	29	19	14	22	17	18	28	22
Blocks Average	4.1	2.7	2.3	3.7	1.9	2.0	4.0	3.1

**2013-14 ECU Women's Basketball Quick Facts**



**University Information**

Institution	East Carolina University
Location	Greenville, N.C.
Enrollment	27,000
Founded	1907
Nickname	Pirates
Colors	Purple and Gold
Affiliation	NCAA Division I
Conference	Conference USA
Home Arena (Capacity)	Minges Coliseum (8,000)
Chancellor	Dr. Steve Ballard
Athletics Director	Jeff Compher
Senior Woman Administrator	Rosie Thompson
Athletics Department Phone	252-737-4600
Ticket Office Phone	252-737-4500
Website	www.ECUPirates.com

**Basketball Quick Facts**

2012-13 Overall Record	22-10
Conference USA Record (Finish)	11-5 (2nd)
Conference Tournament Result	Reached Semifinals
Postseason	WNIT (First Round)
Starters Returning / Lost	2 / 3
Players Returning / Lost	9 / 8
Newcomers	6

**History**

First Year of Basketball	1969-70
First Head Coach	Catherine Bolton
All-Time Record	644-542 (.543)
Record in CAA / C-USA	105-121 / 81-87
NCAA Tournament Appearances	2 (1982, 2007)
Record in NCAA Tournament	0-2
WNIT Appearances	2 (2010, 2013)
WNIT Record	1-2
Conference Tournament Titles	3 (1984, 1985, 2007)
National AIAW Tournament Appearances	1 (1973)
Record in National AIAW	1-2

**Coaching / Support Staff**

Head Coach	Heather Macy
Alma Mater, Year	Greensboro College, 2000
Record at East Carolina (Seasons)	.57-44 (3)
Career Record (Seasons)	172-83 (8)
Assistant Coaches	Ollin Dunford John Marcum Jill Poe
Manager of Basketball Operations	Simone Trice
Video Coordinator	Nicole Mealing
Associate Athletic Trainer	Ashley Anderson
Assistant Strength and Conditioning Coach	Aaron Walker
Basketball Office Phone	252-737-4586
Basketball Office Fax	252-737-4594
Best Time to Reach Coach Macy	Contact SID

**Athletic Media Relations**

Primary Office Phone	252-737-4522
Assistant Athletics Director	Tom McClellan
Associate Director	Malcolm Gray
Associate Director	Jody Jones
Assistant Director	Adam Miller
Assistant Director / WBB Contact	Lindy Zamora
Zamora's Office Phone	252-737-4520
Zamora's Cell Phone	909-557-4158
Zamora's E-mail	zamorab@ecu.edu
Administrative Assistant	Deirdre Harris
Media Relations Fax	252-737-4528
Press Row Phone	252-328-0135
ECU Athletics Twitter	@ECUAthletics / @ECUScoreboard

**In The Nation**

In the NCAA national statistical rankings, East Carolina was ranked in the top 50 in seven categories. The Pirates are tied with 18 other teams for first in the nation with a 100.0 win-loss percentage as they have not lost a game yet. East Carolina is third in the NCAA in steals per game as the Pirates average 13.9. ECU ranks 23rd in scoring margin (+19.3) and 25th in rebounding margin (+10.1). The Pirates come in 37th in scoring offense (79.0), 42nd in free throw percentage (74.4) and 50th in scoring defense (59.7).

**Cleaning Up The Glass**

The Pirates have accumulated 307 rebounds to average 43.9 per game which ranks second Conference USA. In holding their opponents to 33.7 rebounds per game, the Pirates own a rebounding margin of +10.1 which ranks leads C-USA and ranks 25th in the nation. Redshirt sophomore forward Jada Payne and redshirt junior post Ondrea Shaw lead the Pirates in rebounds per game with 6.6 and 6.4 board, respectively.

**Pouring In The Points**

The Pirates have a pair of double-figure scorers in redshirt sophomore forward Jada Payne and redshirt junior guard Abria Trice. Payne leads the Pirates with 20.6 points per game, while Trice averages 16.1. Their averages rank fourth and 10th, respectively, in the conference. As a team, ECU owns a scoring offense of 79.0 to rank fourth in the league and 37th in the nation, while the Pirates limit their opponents to 59.7 points per game for a scoring margin of +19.3 which is second in the conference and 23rd in the NCAA.

**Getting Defensive**

A defensively strong team, East Carolina has limited its opponents to 59.7 points per game, while averaging 79.0 points per game for a scoring margin of +19.3. The Pirates' scoring margin (+19.3) and scoring offense (79.0) rank second and fourth, respectively, in C-USA. Additionally, the Pirates have collected 97 steals to average 13.9 per game to lead the conference and rank third in the nation. ECU has also forced their counterparts into 172 turnovers to average 24.6 per game for a turnover margin of +3.9 which is good for fourth in the league and 28th in the NCAA. The Pirates have also put up 25 blocks to average 4.2 per game which is good for fifth in the league and 57th in the nation. A pair of Pirates in Abria Trice and Janesha Ebron have each grabbed 15 steals to average 2.1 per game. Redshirt junior post Ondrea Shaw has collected a team-best 16 blocks (2.3 per game) which ranks fourth in the league and is good for 41st in the nation.

**Pirates Plunder, Pillage, and Steal**

Like their namesake, the Pirates are known for steals. ECU has grabbed 97 steals this season to average 13.9 per game which sets the standard in Conference USA and ranks third in the NCAA. The Pirates have forced their opponents into 24.60 turnovers per game and own a turnover margin of +3.9 which ranks fifth in the league and 57th in the nation. Janesha Ebron and Abria Trice are tied for ninth in C-USA as they average 2.1 steals per game.

**Thanks For the Assistance**

The Pirates have dished out 106 assists this season to average 15.1 per game which ranks third in Conference USA. East Carolina owns an assist to turnover ratio of 0.7 for a 12th-place ranking in the league. Junior guard Janesha Ebron is the team-leader with 38 helpers on the year to average 5.4 per game which ranks her fourth in the conference. She also leads C-USA with an assist to turnover ratio of 2.2.

**Block Party**

ECU has put up 29 blocks to average 4.1 per game which is good for sixth in Conference USA statistics and 68th in the nation. The Pirates have limited their opponents to 2.7 blocks per game on the year. Junior post Ondrea Shaw leads the team with 16 blocks for an average of 2.3 blocks per game which ranks her fourth in the conference and 41st in the NCAA.

**East Carolina's Record When...**

Overall	7-0
Conference-USA	0-0
Non-Conference	7-0
Home	6-0
Away	1-0
Neutral	0-0
Against Top-25 Teams	0-0
Against non-ranked teams	7-0
Leading at the half	7-0
Overtime contests	0-0
Out-shooting opponents	5-0
Opponent out-shoots ECU	2-0
Out-rebounding opponents	7-0
Opponent out-rebounds ECU	0-0
Rebounds are tied	0-0
Shooting 50% or higher in the first half	1-0
Opponent shoots 50% or higher in the first half	1-0
Shooting below 50% in the first half	6-0
Opponent shoots below 50% in the first half	6-0
Shooting 50% or higher in the second half	4-0
Opponent shoots 50% or higher in the second half	1-0
Shooting below 50% in the second half	4-0
Opponent shoots below 50% in the second half	6-0
Shooting 50% or higher in the game	1-0
Opponent shoots 50% or higher in the game	1-0
Shooting below 50% in the game	6-0
Opponent shoots below 50% in the game	7-0
Making 10+ free throws	7-0
Opponent making 10+ free throws	5-0
Making less than 10 free throws	0-0
Opponent making less than 10 free throws	2-0
Committing more turnovers than opponent	3-0
Opponent commits more turnovers than ECU	4-0
Turnovers are the same	0-0
Out-scoring opponent bench	5-0
Opponent bench out-scores ECU bench	2-0
Scoring less than 60 points	0-0
Scoring between 60-69 points	2-0
Scoring between 70-79 points	3-0
Scoring between 80-89 points	0-0
Scoring 90+ points	2-0
Opponent scoring less than 60 points	4-0
Opponent scoring between 60-69 points	2-0
Opponent scoring between 70-79 points	0-0
Opponent scoring between 80-89 points	1-0
Opponent scoring 90+ points	0-0
ECU scores first	5-0
Opponent scores first	2-0
In November	6-0
In December	1-0
In January	0-0
In February	0-0
In March	0-0
In 2013	7-0
In 2014	0-0
On Monday	0-0
On Tuesday	0-0
On Wednesday	0-0
On Thursday	0-0
On Friday	3-0
On Saturday	1-0
On Sunday	3-0
Day Games	4-0
Night Games	3-0

**Charting Margin of Victory**

	1	2	3	4	5	6	7	8	9	10	11	12	13	14	15+
ECU									3			1			3
OPP															
Average Margin of Victory: +19.3 points															
Average Margin of Defeat:															

**100-Point Games**

ECU has recorded 100 or more points on 22 occasions during the program's 44-year history. Most recently, East Carolina dropped 102 points on Virginia Intermont as the Pirates defeated the Cobras by 55 points (102-47). The first time ECU reached the 100-point mark came on December 5, 1978, when the Pirates trounced Wake Forest, 102-48, in Greenville. The most points ever scored by an ECU women's basketball team occurred on February 13, 2004, when the Pirates poured in 119 points in a quadruple overtime loss to TCU, 125-119.

**ECU in C-USA**

As a team, East Carolina ranks in the top five in 15 of 21 Conference USA statistical categories this season. The Pirates are first in steals per game (13.9), rebounding defense (33.7), rebounding margin (+10.1), offensive rebounds (19.3), and offensive rebounding percentage (49.3). Additionally the Pirates are second in the league scoring margin (+19.3), free throw percentage (74.7), rebounding offense (43.9), and three-point field goals made (6.3). ECU ranks third in field goal percentage (43.7), three-point field goal percentage (33.8), and assists per game (15.1). The Pirates are also ranked fourth in scoring offense (79.0) and scoring defense (59.7), while they rank fifth in turnover margin (+3.9).

**Pirates in C-USA**

Four Pirates have found themselves ranked in the top 20 in Conference USA individual statistics this year. Redshirt sophomore forward Jada Payne leads the conference in three-point field goal percentage (55.3) and three-point field goals made per game (3.0), while junior guard Janesha Ebron leads the league in assist to turnover ratio (2.2). Payne also ranks fourth in scoring (20.6 points per game), eighth in field goal percentage (51.0), 11th in free throw percentage (83.3) and is tied for 11th in offensive rebounds per game (2.9). Ebron ranks fourth in assists per game (5.4) and is tied for ninth in steals per game (2.1). Redshirt junior guard Jada Payne is ranked second in free throw percentage (91.7), tied for ninth in steals per game (2.1), 10th in scoring (16.1 points per game), and 14th in both field goal percentage (48.8) and blocks per game (0.7). Redshirt junior post Ondrea Shaw ranks fourth in blocks per game with 2.3 and is tied for 11th in offensive rebounds per game with 2.9.

**The "New" Conference USA**

Conference USA was one of the many conferences that saw realignments over the summer. July 1, 2013 marked the addition of Charlotte, FIU, Florida Atlantic, LA Tech, Middle Tennessee, North Texas, Old Dominion, and UTSA to C-USA. While the conference expanded with the eight new member institutions, it also parted ways with Houston, Memphis, SMU and UCF as all four joined the American Athletic Conference. 2013 will mark the last year of ECU's affiliation with Conference USA as the Pirates will join the American Athletic Conference beginning next season.

**Notables**

- Junior forward Shae Nelson and redshirt senior post Ariana Jackson will be out indefinitely due to injuries
- Redshirt junior guard Kyani White has been suspended indefinitely due to a violation of university policy

**Coming Up...**

Following the ULM Warhawk Classic, the Pirates head to Norfolk, Va., to take on Norfolk State in a non-conference contest on Tuesday, December 17. Tip-off is slated for 6 p.m.

**National Rankings**

**Associated Press**

(As of Dec. 9, 2013)

Rank	School	Record	Points	Previous
1	Connecticut (36)	10-0	900	1
2	Duke	10-0	864	2
3	Tennessee	8-0	804	3
4	Notre Dame	8-0	774	4
5	Kentucky	9-0	765	5
6	Stanford	7-1	728	6
7	Louisville	9-1	678	7
8	Maryland	8-1	646	8
9	Baylor	7-1	628	9
10	South Carolina	9-0	507	12
11	Colorado	8-0	505	11
12	Penn State	6-2	496	10
13	LSU	7-1	459	13
14	Oklahoma State	7-0	395	14
15	North Carolina	7-2	360	18
16	Georgia	8-0	304	19
17	Iowa State	8-0	293	20
18	Purdue	6-2	260	16
19	Nebraska	7-2	237	15
20	Oklahoma	6-3	211	17
21	Iowa	10-1	189	25
22	California	6-2	187	21
23	Gonzaga	7-1	141	24
24	Texas A&M	6-2	123	23
25	Syracuse	8-1	85	22

Dropped Out: None.

Receiving Votes: Florida State 69, Arizona State 33, Arkansas 14, Texas 10, West Virginia 8, UTEP 6, Georgia Tech 6, Michigan State 5, BYU 3, San Diego 3, Middle Tennessee 2, Saint Joseph's 1, Bowling Green 1.

**USA Today / ESPN Coaches**

(As of Dec. 10, 2013)

Rank	School	Points	Record	Previous
1	Connecticut (32)	800	10-0	1
2	Duke	763	10-0	2
3	Tennessee	715	8-0	3
T4	Stanford	685	7-1	4
T4	Notre Dame	685	8-0	5
6	Kentucky	662	9-0	6
7	Louisville	610	9-1	7
8	Maryland	575	9-1	8
9	Baylor	518	7-1	9
10	South Carolina	502	9-0	10
11	Iowa State	443	8-0	12
12	Penn State	405	6-2	11
13	LSU	385	7-5	14
14	North Carolina	365	7-2	16
15	Colorado	337	8-0	17
16	Nebraska	285	7-2	13
17	Georgia	277	8-0	18
18	Oklahoma State	270	7-0	19
19	Oklahoma	266	6-3	15
20	Texas A&M	183	6-2	20
21	California	143	6-2	21
22	Gonzaga	126	7-1	24
23	Purdue	111	6-2	22
24	Iowa	77	10-1	NR
25	Florida State	60	8-1	NR

Dropped Out: No. 23 Syracuse, No. 25 Michigan State.

Receiving Votes: Syracuse 43; Brigham Young 29; UTEP 12; Arkansas 11; San Diego 10; Vanderbilt 10; Texas 9; Bowling Green 7; Georgia Tech 7; Arizona State 5; DePaul 5; Kansas 3; Dayton 1.

2013-14 ECU Opponents in **Bold**

**The National Spotlight**

The NCAA ranks the top 343 teams in statistical categories and so far this season ECU is ranked in the top 50 in seven categories. Below is the breakdown:

Category	Rank	Actual
Scoring Offense	37th	79.0
Scoring Defense	50th	59.7
Scoring Margin	23rd	+19.3
Field Goal Percentage	58th	43.7
Field Goal Percent Defense	104th	37.9
Free Throw Percentage	42nd	74.4
Rebound Margin	25th	+10.1
Three-Point Field Goals Per Game	102nd	.63
Three-Point Field Goal Percentage	87th	33.8
Win-Loss Percentage	T1st	100.0
Assists Per Game	85th	15.1
Blocked Shots Per Game	68th	4.1
Steals Per Game	3rd	13.9
Turnovers Per Game	317th	20.7
Personal Fouls Per Game	210th	20.1
Assists to Turnover Ratio	205th	0.73
Turnover Margin	57th	3.86
Three-Point Field Goal Defense	108th	28.7

Individually, the NCAA ranks 250 student-athletes and four of the Pirates are ranked in nine categories. Below is the breakdown:

Category	Player	Rank	Actual
Points Per Game	Jada Payne	37th	20.6
	Abria Trice	165th	16.1
Assists Per Game	Janesha Ebron	50th	5.4
Blocked Shots Per Game	Ondrea Shaw	41st	2.29
Steals Per Game	Janesha Ebron	154th	2.14
	Abria Trice	154th	2.14
Field Goal Percentage	Jada Payne	97th	51.0
	Abria Trice	129th	48.8
Free Throw Percentage	Abria Trice	24th	91.7
	Jada Payne	121st	83.3
	Janesha Ebron	236th	78.3
Three-Point Field Goal Percentage	Jada Payne	4th	55.3
Three-Point Made Field Goals Per Game	Jada Payne	23rd	3.00
Assists to Turnover Ratio	Janesha Ebron	62nd	2.24

**Media Guidelines and Policies**

**Credential Requests:** Credentials for East Carolina women's basketball home games are for working media only and are issued on a priority basis. Credentials should be requested as early as possible and at least 24 hours in advance. Please make all credential requests to Assistant Director of Athletic Media Relations, Lindy Zamora, at the phone numbers or e-mail address listed below. Photographer credentials are limited. Accredited photographers may work along the baseline at either end of the court in designated areas.

**Interviews:** All interviews with ECU Head Coach Heather Macy and/or players must be coordinated through the ECU Athletic Media Relations Department. Requests for player interviews must be made 24 hours in advance as media making short notice requests may be denied interviews. ECU players will not be available for any media activities prior to the contest on game day. This includes newspapers, radio or TV interviews or still-frame mug shots. Phone numbers of student-athletes and coaches will not be given out and media are not to contact ECU coaches and student-athletes directly.

**Post-Game Protocol:** ECU coaches and student-athletes will be available for post-game interviews after a 10 minute cool down period following each game. At home games, the East Carolina locker room is closed to the media. Players are available for interviews either in the interview room, which is located at the front of the coliseum, inside the ticket office, or on the court. A representative of the media relations office will gather interview requests during the second half. During home contests, Coach Macy will conduct a postgame radio show on the floor before being brought to the interview room. For visiting coach and player interviews please contact the visiting SID prior to the game. On the road, the ECU locker room will be off limits to any member of the media. Coach Macy and/or any player will meet the media after a 10 minute cool down period.

**ECU Athletic Media Relations**

Assistant Athletics Director	Tom McClellan
Associate Director	Malcolm Gray
Associate Director	Jody Jones
Assistant Director	Adam Miller
Assistant Director/WBB Contact	Lindy Zamora
Zamora's Office Phone	252-737-4520
Zamora's Cell Phone	909-557-4158
Zamora's E-mail	zamoraab@ecu.edu
Administrative Assistant	Deirdre Harris
Primary Office Phone	252-737-4522
Media Relations Fax	252-737-4528
Athletic Department Website	ECUPirates.com
ECU Scoreboard Twitter	@ECUScoreboard

**ECU Women's Basketball Weekly Practice Schedule (Week of 12/09)**

9 :: Monday	10 :: Tuesday	11 :: Wednesday	12 :: Thursday	13 :: Friday	14 :: Saturday	15 :: Sunday
Off	Practice 1 p.m.  Weights 4 p.m.	Practice 12:30 p.m.	Practice 9 a.m.	GAME DAY  vs. Alcorn State 5 p.m.	GAME DAY  vs. Grand Canyon or ULM  TBA	Weights

Please note: schedule is subject to change

**2013-14 Leaders**

<b>Games as Leading Scorer</b>	<b>Season / Career</b>
#1 Shae Nelson	0 / 0
#2 Kyani White	0 / 0
#3 Akia Jones	0 / 0
#4 Kristine Mial	0 / 12
#5 Colleen Marshall	0 / 0
#11 J'Kyra Brown	0 / 0
#20 Tatiana Chapple	0 / 1
#21 Abria Trice	2 / 2
#23 Jada Payne	5 / 5
#25 Jenka Stiasna	0 / 0
#32 Chanel Green	0 / 0
#33 Janesha Ebron	0 / 0
#34 Ariana Jackson	0 / 4
#40 Ondrea Shaw	0 / 0
#44 Carly Vendemia	0 / 0

<b>Games as Leading Rebounder</b>	<b>Season / Career</b>
#1 Shae Nelson	1 / 1
#2 Kyani White	0 / 0
#3 Akia Jones	0 / 0
#4 Kristine Mial	1 / 10
#5 Colleen Marshall	0 / 0
#11 J'Kyra Brown	0 / 0
#20 Tatiana Chapple	2 / 12
#21 Abria Trice	1 / 1
#23 Jada Payne	2 / 2
#25 Jenka Stiasna	0 / 0
#32 Chanel Green	0 / 0
#33 Janesha Ebron	0 / 1
#34 Ariana Jackson	0 / 9
#40 Ondrea Shaw	1 / 1
#44 Carly Vendemia	1 / 1

<b>Games Leading in Assists</b>	<b>Season / Career</b>
#1 Shae Nelson	0 / 0
#2 Kyani White	1 / 9
#3 Akia Jones	0 / 0
#4 Kristine Mial	0 / 3
#5 Colleen Marshall	0 / 1
#11 J'Kyra Brown	0 / 0
#20 Tatiana Chapple	0 / 2
#21 Abria Trice	0 / 0
#23 Jada Payne	0 / 0
#25 Jenka Stiasna	0 / 0
#32 Chanel Green	0 / 2
#33 Janesha Ebron	6 / 8
#34 Ariana Jackson	0 / 1
#40 Ondrea Shaw	0 / 0
#44 Carly Vendemia	0 / 0

**Double Vision: ECU Double-Figures**

<b>Double-Doubles</b>	<b>Season / Career</b>
#1 Shae Nelson	0 / 0
#2 Kyani White	0 / 0
#3 Akia Jones	0 / 0
#4 Kristine Mial	1 / 3
#5 Colleen Marshall	0 / 0
#11 J'Kyra Brown	0 / 0
#20 Tatiana Chapple	0 / 1
#21 Abria Trice	0 / 0
#23 Jada Payne	1 / 1
#25 Jenka Stiasna	0 / 0
#32 Chanel Green	0 / 0
#33 Janesha Ebron	0 / 0
#34 Ariana Jackson	0 / 2
#40 Ondrea Shaw	0 / 0
#44 Carly Vendemia	0 / 0

<b>Double-Figure Scoring Games</b>	<b>Season / Career</b>
#1 Shae Nelson	1 / 1
#2 Kyani White	0 / 8
#3 Akia Jones	0 / 0
#4 Kristine Mial	2 / 24
#5 Colleen Marshall	0 / 0
#11 J'Kyra Brown	1 / 1
#20 Tatiana Chapple	1 / 7
#21 Abria Trice	6 / 6
#23 Jada Payne	6 / 6
#25 Jenka Stiasna	0 / 0
#32 Chanel Green	0 / 0
#33 Janesha Ebron	1 / 2
#34 Ariana Jackson	0 / 8
#40 Ondrea Shaw	0 / 0
#44 Carly Vendemia	1 / 1

<b>Double-Figure Rebound Games</b>	<b>Season / Career</b>
#1 Shae Nelson	0 / 0
#2 Kyani White	0 / 0
#3 Akia Jones	0 / 0
#4 Kristine Mial	1 / 3
#5 Colleen Marshall	0 / 0
#11 J'Kyra Brown	0 / 0
#20 Tatiana Chapple	0 / 3
#21 Abria Trice	0 / 0
#23 Jada Payne	1 / 1
#25 Jenka Stiasna	0 / 0
#32 Chanel Green	0 / 0
#33 Janesha Ebron	0 / 0
#34 Ariana Jackson	0 / 4
#40 Ondrea Shaw	1 / 1
#44 Carly Vendemia	0 / 0

**20-Point Games**

<b>Player</b>	<b>Season / Career</b>
#1 Shae Nelson	0 / 0
#2 Kyani White	0 / 0
#3 Akia Jones	0 / 0
#4 Kristine Mial	1 / 2
#5 Colleen Marshall	0 / 0
#11 J'Kyra Brown	1 / 1
#20 Tatiana Chapple	0 / 0
#21 Abria Trice	3 / 3
#23 Jada Payne	4 / 4
#25 Jenka Stiasna	0 / 0
#32 Chanel Green	0 / 0
#33 Janesha Ebron	0 / 0
#34 Ariana Jackson	0 / 1
#40 Ondrea Shaw	0 / 0
#44 Carly Vendemia	0 / 0

**15-Rebound Games**

<b>Player</b>	<b>Season / Career</b>
#1 Shae Nelson	0 / 0
#2 Kyani White	0 / 0
#3 Akia Jones	0 / 0
#4 Kristine Mial	0 / 0
#5 Colleen Marshall	0 / 0
#11 J'Kyra Brown	0 / 0
#20 Tatiana Chapple	0 / 0
#21 Abria Trice	0 / 0
#23 Jada Payne	0 / 0
#25 Jenka Stiasna	0 / 0
#32 Chanel Green	0 / 0
#33 Janesha Ebron	0 / 0
#34 Ariana Jackson	0 / 0
#40 Ondrea Shaw	0 / 0
#44 Carly Vendemia	0 / 0

## ECU Game-By-Game Starters

<b>Date</b>	<b>Opponent</b>	<b>Starters</b>				
11.08.13	Virginia Intermont	Abria Trice	Tatiana Chapple	Ondrea Shaw	Jada Payne	Janesha Ebron
11.10.13	George Mason	Abria Trice	Tatiana Chapple	Ondrea Shaw	Jada Payne	Janesha Ebron
11.15.13	William & Mary	Abria Trice	Tatiana Chapple	Ondrea Shaw	Jada Payne	Janesha Ebron
11.17.13	Loyola (Maryland)	Abria Trice	Tatiana Chapple	Ondrea Shaw	Jada Payne	Janesha Ebron
11.23.13	at Elon	Abria Trice	Tatiana Chapple	Ondrea Shaw	Jada Payne	Janesha Ebron
11.29.13	IUPUI	Abria Trice	Tatiana Chapple	Ondrea Shaw	Jada Payne	Janesha Ebron
12.01.13	Cleveland State	Abria Trice	Tatiana Chapple	Ondrea Shaw	Jada Payne	Janesha Ebron
12.13.13	vs. Alcorn State					
12.14.13	vs. Grand Canyon or ULM					
12.17.13	at Norfolk State					
12.20.13	Ohio					
12.29.13	at Bethune Cookman					
01.02.14	at College of Charleston					
01.08.14	Florida Atlantic					
01.11.14	at FIU					
01.15.14	at Tulane					
01.18.14	LA Tech					
01.22.14	Rice					
01.25.14	at Southern Miss					
01.29.14	Old Dominion					
02.01.14	Charlotte					
02.05.14	at Marshall					
02.08.14	at UAB					
02.15.14	North Texas					
02.20.14	at UTSA					
02.22.14	at UTEP					
02.26.14	Middle Tennessee					
03.01.14	Tulsa					
03.05.14	at Old Dominion					

## Single-Game Record Book

Player	Opponent	Date	Points
1. Justine Allpress	Hampton	12.30.96	42
2. Courtney Willis	TCU	02.13.04	40
3. Rosie Thompson	Appalachian State	12.05.77	39
Sheilah Cotten	Western Carolina	02.08.74	39
5. Danielle Melvin	Richmond	03.05.99	38
Rosie Thompson	Francis Marion	02.09.79	38
7. Cherie Mills	North Carolina A&T	11.29.05	36
Rosie Thompson	James Madison	01.13.78	36
Debbie Freeman	Randolph Macon	02.21.76	36
10. LaCoya Terry	UAB	02.21.08	35
Kathy Riley	Appalachian State	03.03.82	35
Rosie Thompson	Appalachian State	02.17.82	35
Rosie Thompson	UNC Wilmington	12.16.78	35

Player	Opponent	Date	Rebounds
1. Debbie Freeman	UNC Wilmington	01.18.77	26
2. Rosie Thompson	James Madison	12.07.79	23
3. Rosie Thompson	Western Carolina	12.18.77	22
4. Sheilah Cotten	Old Dominion	02.03.72	21
Debbie Freeman	Campbell	02.19.76	21
Courtney Willis	TCU	02.13.04	21
7. Rosie Thompson	Wake Forest	12.05.78	20
8. Debbie Freeman	Appalachian State	12.18.76	19
Debbie Freeman	Western Carolina	12.22.76	19
Rosie Thompson	Francis Marion	02.09.79	19
Danielle Melvin	William and Mary	02.13.00	19

Player	Opponent	Date	Assists
1. Gaynor O'Donnell	UNC Asheville	12.13.92	20
2. Laurie Sikes	Appalachian State	03.04.81	14
Laurie Sikes	N.C. State	02.18.81	14
4. Jasmine Young	UAB	02.21.08	13
Tamekia Powell	Louisville	02.22.04	13
Joana Fogaca	UMKC	12.28.00	13
Gaynor O'Donnell	North Carolina A&T	12.03.91	13
Laurie Sikes	Appalachian State	01.19.80	13
9. Joana Fogaca	VCU	03.04.01	12
Gaynor O'Donnell	Northwestern State	12.01.90	12
Gaynor O'Donnell	Georgia Southern	11.24.89	12
Sylvia Bragg	UNC Wilmington	02.05.85	12

Player	Opponent	Date	Steals
1. Delphine Mabry	William and Mary	02.09.87	11
2. Toina Coley	Winthrop	12.21.92	10
3. Ashley Clarke	Maryland	11.26.10	9
Tamilla Murray	William and Mary	01.07.01	9
Rosie Thompson	Appalachian State	12.05.77	9
<b>6. Kyani White</b>	<b>Converse</b>	<b>11.18.12</b>	<b>8</b>
<b>Kristine Mial</b>	<b>Marshall</b>	<b>02.26.12</b>	<b>8</b>
Danielle Charlesworth	Western Carolina	01.06.95	8
Toina Coley	James Madison	02.10.92	8
Tonya Hargrove	North Carolina A&T	02.13.91	8
Jody Rodriguez	Richmond	02.21.84	8

Player	Opponent	Date	Blocks
1. Marcia Girven	Campbell	11.30.77	12
2. Jean Best	Marshall	02.03.11	6
Angela Sye	Coppin State	12.30.01	6
Jen Cox	Coastal Carolina	01.28.97	6
5. Britny Edwards	Memphis	03.03.13	5
Britny Edwards	William & Mary	11.09.12	5
Britny Edwards	Jacksonville	12.18.11	5
Jean Best	Prairie View A&M	12.29.10	5
Jean Best	SMU	03.06.09	5
Lauren Cochran	Hampton	11.14.08	5
Gretta Savage	James Madison	01.14.89	5
Monique Pompili	Tulane	11.29.86	5

## Single-Season Record Book

Player	Season	Points
1. Rosie Thompson	1978-79	723
2. Rosie Thompson	1977-78	621
3. Kathy Riley	1980-81	615
4. Mary Denkler	1982-83	586
5. Rosie Thompson	1979-80	585
6. Mary Denkler	1981-82	542
7. LaCoya Terry	2008-09	541
8. Kathy Riley	1979-80	535
9. Courtney Willis	2003-04	520
10. Tonya Hargrove	1990-91	513

Player	Season	Scoring Average
1. Rosie Thompson	1978-79	24.9
2. Mary Denkler	1982-83	22.5
3. Rosie Thompson	1977-78	20.7
4. Kathy Riley	1980-81	20.5
5. Mary Denkler	1981-82	20.1
6. Debbie Freeman	1976-77	20.0
7. Rosie Thompson	1979-80	18.6
Courtney Willis	2003-04	18.6
9. Tonya Hargrove	1990-91	17.7
10. LaCoya Terry	2008-09	17.5

Player	Season	Rebounds
1. Rosie Thompson	1978-79	358
2. Rosie Thompson	1979-80	295
3. Rosie Thompson	1977-78	293
Debbie Freeman	1975-76	293
5. Marcia Girven	1980-81	288
Marcia Girven	1978-79	288
7. Tonya Hargrove	1991-92	280
Courtney Willis	2003-04	280
9. Debbie Freeman	1976-77	279
10. Lisa Squirewell	1984-85	277

Player	Season	Assists
1. Gaynor O'Donnell	1992-93	300
2. Laurie Sikes	1979-80	225
3. Gaynor O'Donnell	1991-92	200
4. Laurie Sikes	1980-81	188
5. Jasmine Young	2007-08	186
6. Ashley Clarke	2009-10	180
7. Gaynor O'Donnell	1990-91	173
8. Jasmine Young	2006-07	164
9. Jasmine Young	2008-09	162
10. Gaynor O'Donnell	1989-90	160

Player	Season	Steals
1. Toina Coley	1992-93	123
2. Delphine Mabry	1986-87	110
3. Toina Coley	1991-92	91
4. Jasmine Young	2006-07	79
5. Jasmine Young	2005-06	78
Delphine Mabry	1985-86	78
7. Sam Jones	1981-82	75
8. Sylvia Bragg	1982-83	73
9. Kyani White	2012-13	72
Monique Pompili	1987-88	72

Player	Season	Blocks
1. Marcia Girven	1977-78	95
2. Jen Cox	1996-97	61
3. Lu Ann Swaim	1974-75	60
4. Monique Pompili	1986-87	51
5. Jen Cox	1997-98	50
6. Marcia Girven	1979-80	47
Jean Best	2008-09	47
8. Monique Pompili	1987-88	46
9. Marcia Girven	1978-79	45
Britny Edwards	2011-12	45

Current players in bold

**Team Single-Game Record Book**

Opponent	Date	Points
1. TCU	02.13.04	119
2. Richmond	03.05.99	116
3. St. Andrew's	11.13.11	109
UNC Greensboro	01.29.80	109
5. Western Kentucky	02.21.82	108
William and Mary	01.17.81	108
7. West Virginia	01.21.81	106
George Mason	02.09.80	106
9. Winthrop	12.16.89	105
10. UNC Wilmington	02.25.89	104

Opponent	Date	Assists
1. Delaware State	02.08.89	35
2. Presbyterian	11.11.07	31
3. Bethune-Cookman	11.27.09	29
North Carolina Central	11.28.08	29
5. Massachusetts	11.28.10	28
Houston-Baptist	12.19.09	28
7. Converse	11.18.12	25
Virginia Union	11.22.10	25
VCU	12.02.09	25
Richmond	01.14.01	25
10. St. Andrew's	11.13.11	24
Southern Miss	03.08.10	24
Gardner-Webb	12.16.08	24

Opponent	Date	Steals
1. St. Andrew's	11.13.11	33
NC State	01.22.73	33
3. Converse	11.18.12	32
<b>4. Virginia Intermont</b>	<b>11.08.13</b>	<b>28</b>
5. Houston-Baptist	12.19.10	21
6. Rice	01.10.13	20
St. Andrew's	11.11.12	20
North Carolina Central	11.28.08	20
Longwood	11.26.05	20
10. William & Mary	11.09.12	19
American	11.12.10	19
Tulsa	01.20.08	19
UMKC	12.28.00	19

Opponent	Date	Blocks
1. Elon	01.18.75	15
2. SMU	03.06.09	12
3. Hampton	11.14.08	11
4. St. Andrew's	11.11.12	9
Richmond	03.05.99	9
5. Jacksonville	12.18.11	8
Monmouth	11.30.11	8
UNC Wilmington	12.14.08	8
Rice	03.04.07	8
SMU	03.02.07	8
TCU	02.13.04	8
Memphis	02.01.02	8
Coppin State	12.30.01	8

**Career Record Book**

Player	Years	Points
1. Rosie Thompson	1975-80	2,352
2. Mary Denkler	1979-83	1,789
3. LaCoya Terry	2005-09	1,648
4. Jasmine Young	2005-09	1,591
5. Debbie Freeman	1974-78	1,570
6. Tonya Hargrove	1988-92	1,532
7. Jennifer Jackson	2001-05	1,490
8. Courtney Willis	2000-04	1,374
9. Sylvia Bragg	1982-86	1,366
10. Lydia Rountree	1977-81	1,262

Player	Years	Rebounds
1. Rosie Thompson	1975-80	1,183
2. Marcia Girven	1977-81	1,016
3. Debbie Freeman	1974-78	955
4. Tonya Hargrove	1988-92	815
5. Mary Denkler	1979-83	801
6. Lisa Squirewell	1982-86	743
7. Tracey Kelley	1993-97	732
8. Sarah Gray	1986-91	724
9. Alma Bethea	1984-88	709
10. Danielle Melvin	1996-2000	682

Player	Years	Assists
1. Gaynor O'Donnell	1989-93	833
2. Jasmine Young	2005-09	665
3. Laurie Sikes	1979-81	413
4. Joana Fogaca	1999-01	388
5. Sylvia Bragg	1982-86	367
6. Celeste Stewart	2009-13	366
7. Ashley Clarke	2008-11	358
8. Irish Hamilton	1986-90	355
9. Justine Allpress	1993-97	326
10. Delphine Mabry	1982-87	291

Player	Years	Steals
1. Toina Coley	1988-93	292
2. Delphine Mabry	1982-87	264
Jasmine Young	2005-09	264
4. Gaynor O'Donnell	1989-93	223
5. Jasmine Young	2005-09	216
6. Danielle Charlesworth	1992-96	192
7. LaCoya Terry	2005-09	187
8. Lydia Rountree	1977-81	178
Tonya Hargrove	1988-92	178
10. Justine Allpress	1993-97	177

Player	Years	Blocks
1. Marcia Girven	1977-81	212
2. Monique Pompili	1984-88	149
3. Jean Best	2008-12	115
4. Jen Cox	1996-98	111
5. Britny Edwards	2011-13	88
6. Tonya Hargrove	1988-92	87
7. Lu Ann Swaim	1973-75	76
8. Gretta Savage	1985-89	73
9. Shanita Sutton	2001-05	65
Cherie Mills	2005-07	65

**Miscellaneous Individual Records**

**1,000 Point Club**

Player	Years	Points
1. Rosie Thompson	1975-80	2,352
2. Mary Denkler	1979-83	1,789
3. LaCoya Terry	2005-09	1,648
4. Jasmine Young	2005-09	1,591
5. Debbie Freeman	1974-78	1,570
6. Tonya Hargrove	1988-92	1,532
7. Jennifer Jackson	2001-05	1,490
8. Courtney Willis	2000-04	1,374
9. Sylvia Bragg	1982-86	1,366
10. Lydia Rountree	1977-81	1,262
11. Tomekia Blackmon	1992-96	1,233
12. Justine Allpress	1993-97	1,228
13. Sarah Gray	1986-91	1,178
14. Alma Bethea	1984-88	1,167
15. Sheilah Cotten	1971-75	1,152
16. Kathy Riley*	1979-81	1,150
17. Lisa Squirewell	1982-86	1,111
18. Marcia Girven	1977-81	1,086
19. Gale Kerbaugh	1975-79	1,065
20. Allison Spivey	2007-11	1,046
21. Gaynor O'Donnell	1989-93	1,015

**30-Point Club**

Player	Years	Occasions
1. Rosie Thompson	1975-80	11
2. Debbie Freeman	1974-78	10
3. Mary Denkler	1979-83	6
4. Jennifer Jackson	2001-05	5
Sheilah Cotten	1971-75	5
Kathy Riley	1979-81	5
7. Tonya Hargrove	1988-92	4
8. LaCoya Terry	2005-09	3
9. Cherie Mills	2005-07	2
Courtney Willis	2000-04	2
<b>11. Jada Payne</b>	<b>2012-pres.</b>	<b>1</b>
Danielle Melvin	1996-00	1
Waynetta Veney	1998-00	1
Lydia Rountree	1977-81	1
Gale Kerbaugh	1975-79	1
Sarah Gray	1986-91	1
Justine Allpress	1993-97	1

**1,000-Rebound Club**

Player	Years	Rebounds
1. Rosie Thompson	1975-80	1,183
2. Marcia Girven	1977-81	1,016

**15-Rebound Club**

Player	Season	Steals
1. Rosie Thompson	1975-80	12
2. Debbie Freeman	1974-78	12
3. Tonya Hargrove	1988-92	7
Courtney Willis	2000-04	7
5. Sheilah Cotten	1971-75	6
6. Marcia Girven	1977-81	5
Sarah Gray	1986-90	5
8. Mary Denkler	1979-83	4
Rhonda Smith	1991-93	4
Tracey Kelley	1993-97	4
Danielle Melvin	1996-00	4
12. Britny Edwards	2011-13	3
Lu Ann Swaim	1973-75	3
14. Sheilah Bowe	1976-77	2
Alma Bethea	1984-88	2
Nicole Days	2004-08	2
17. Sam Jones	1980-82	1
Gretta Savage	1985-89	1
Kathy Riley*	1979-81	1
Lydia Rountree	1977-81	1
Lynn Emerson	1977-79	1
Angela Sye	2000-04	1
Jennifer Jackson	2001-05	1
LaToya Horton	2002-06	1
Cherie Mills	2005-07	1

Current Season / Players in bold

\* Played only two seasons



**Uncoming Schedule**

**Thursday, December 12**

Kennesaw State at Middle Tennessee. . . . . 12 p.m.

**Friday, December 13**

Alcorn State vs. East Carolina. . . . . 5 p.m.

UCF at Florida Atlantic. . . . . 7 p.m.

**Saturday, December 14**

Abilene Christian at Tulsa. . . . . 2 p.m.

West Virginia at Marshall . . . . . 2 p.m.

Southern Miss at Mississippi State. . . . . 8 p.m.

Grand Canyon/ULM vs. East Carolina. . . . . TBA

**Sunday, December 15**

Old Dominion at Pittsburgh. . . . . 2 p.m.

North Texas vs. TBD . . . . . 4 p.m.

Southeastern Louisiana at UTEP. . . . . 4 p.m.

**Monday, December 16**

Middle Tennessee at UCF . . . . . 7 p.m.

FIU at Tennessee Tech. . . . . TBA

**Tuesday, December 17**

Charlotte at Stetson . . . . . 5 p.m.

East Carolina at Norfolk State. . . . . 6 p.m.

High Point at UAB . . . . . 8 p.m.

LA Tech at McNeese State. . . . . 8 p.m.

North Texas vs. TBD . . . . . 8 p.m.

**Wednesday, December 18**

Middle Tennessee at USF . . . . . 7 p.m.

Grambling State at Southern Miss . . . . . 8 p.m.

**Thursday, December 19**

Wofford at Marshall . . . . . 12 p.m.

**Friday, December 20**

Houston at Rice . . . . . 2 p.m.

La Salle vs. FIU . . . . . 4:30 p.m.

Georgia Tech at UTEP. . . . . 5 p.m.

Tulane at Virginia. . . . . 5 p.m.

Ohio at East Carolina. . . . . 7 p.m.

Arkansas-Little Rock at LA Tech . . . . . 7:30 p.m.

Florida Atlantic at Abilene Christian . . . . . 9 p.m.

**Saturday, December 21**

Delaware State at Marshall . . . . . 12 p.m.

Charlotte at Davidson . . . . . 1 p.m.

SMU at North Texas. . . . . 1 p.m.

New Orleans at Southern Miss. . . . . 2 p.m.

Old Dominion at William & Mary . . . . . 2 p.m.

South Dakota State at Middle Tennessee . . . . 2 p.m.

Belmont at UTEP. . . . . 2:30 p.m.

Florida Atlantic at Texas Tech. . . . . 3 p.m.

George Mason at UAB. . . . . 3 p.m.

FIU vs. Florida/Tennessee State . . . . . 4:30 p.m.

Tulane at Saint Francis (Pa.) . . . . . 5 p.m.

*All Times Eastern*

**2013-14 Conference USA Standings (As of 12/08/13)**

Team	Conference				Overall						
	W-L	Pct.	Stk	W-L	Pct.	H	A	N	L10	Stk.	
UTEP	0-0	.000	-	8-0	1.000	7-0	1-0	0-0	8-0	W8	
<b>East Carolina</b>	<b>0-0</b>	<b>.000</b>	-	<b>7-0</b>	<b>1.000</b>	<b>6-0</b>	<b>1-0</b>	<b>0-0</b>	<b>7-0</b>	<b>W7</b>	
Southern Miss	0-0	.000	-	6-1	.857	6-0	0-1	0-0	6-1	W4	
Florida Atlantic	0-0	.000	-	5-2	.714	3-0	2-2	0-0	5-2	W5	
Tulane	0-0	.000	-	5-3	.625	4-1	1-2	0-0	5-3	W1	
Middle Tennessee	0-0	.000	-	5-3	.625	0-2	2-1	3-0	5-3	W4	
UAB	0-0	.000	-	6-4	.600	3-0	1-2	2-2	6-4	L1	
Tulsa	0-0	.000	-	3-2	.600	2-1	1-1	0-0	3-2	L1	
Old Dominion	0-0	.000	-	5-4	.556	4-1	0-1	1-2	5-4	W3	
UTSA	0-0	.000	-	5-4	.556	3-1	1-2	1-1	5-4	W3	
Rice	0-0	.000	-	5-5	.500	3-1	1-4	1-0	5-5	W1	
North Texas	0-0	.000	-	4-4	.500	3-2	1-2	0-0	4-4	W1	
Charlotte	0-0	.000	-	4-5	.444	3-1	1-3	0-1	4-5	L1	
Marshall	0-0	.000	-	2-4	.333	2-3	0-1	0-0	2-4	L1	
FIU	0-0	.000	-	2-5	.286	2-2	0-3	0-0	2-5	W1	
Louisiana Tech	0-0	.000	-	2-6	.250	2-2	0-4	0-0	2-6	W1	

**2013-14 Conference Weekly Awards**

Date	Player of the Week	Freshman of the Week
11.11.12	Jessica Kuster, Rice	Brittanny Dinkins, Southern Miss
11.18.12	Kayla Thornton, UTEP	Ashley Folsom, Southern Miss
11.25.12	Tamara Jones, Southern Miss	Leslie Vorpahl, Tulane
12.02.12	Ebony Rowe, Middle Tennessee	Jaquan Jackson, Louisiana Tech
12.09.12	Shay Kelley, Old Dominion	Jaquan Jackson, Louisiana Tech
12.16.12		
12.23.12		
12.30.12		
01.06.13		
01.13.13		
01.20.13		
01.27.13		
02.03.13		
02.10.13		
02.17.13		
02.24.13		
03.03.13		
03.10.13		

2013-14 Conference USA Team Statistics (as of 12/08/13)

Scoring Offense	Avg./G
1. Florida Atlantic	85.6
2. Southern Miss	81.7
3. UTEP	79.6
4. East Carolina	79.0
5. Old Dominion	72.0
6. Tulane	68.1
7. Tulsa	66.8
8. UAB	66.5
9. Louisiana Tech	66.2
10. Middle Tennessee	66.1
11. Charlotte	65.4
12. Rice	64.6
13. North Texas	64.2
14. FIU	63.6
15. Marshall	61.0
16. UTSA	59.9

Scoring Defense	Avg./G
1. UTEP	55.1
2. UAB	57.7
3. Marshall	58.7
4. East Carolina	59.7
5. UTSA	60.2
6. Tulane	60.4
7. Middle Tennessee	62.0
8. Southern Miss	64.3
9. North Texas	64.9
10. Old Dominion	65.1
11. FIU	66.6
12. Rice	67.3
13. Tulsa	67.4
14. Charlotte	70.1
15. Louisiana Tech	72.1
16. Florida Atlantic	72.4

Scoring Margin	Margin
1. UTEP	+24.5
2. East Carolina	+19.3
3. Southern Miss	+17.4
4. Florida Atlantic	+13.1
5. UAB	+8.8
6. Tulane	+7.8
7. Old Dominion	+6.9
8. Middle Tennessee	+4.1
9. Marshall	+2.3
10. UTSA	-0.3
11. Tulsa	-0.6
12. North Texas	-0.6
13. Rice	-2.7
14. FIU	-3.0
15. Charlotte	-4.7
16. Louisiana Tech	-5.9

Free Throw Pct.	Pct.
1. FIU	.785
2. East Carolina	.744
3. Charlotte	.737
4. UAB	.709
5. Louisiana Tech	.706
6. Southern Miss	.686
7. Florida Atlantic	.685
8. Tulane	.679
9. UTEP	.677
10. North Texas	.650
11. Rice	.635
12. Middle Tennessee	.628
13. Tulsa	.626
14. UTSA	.610
15. Old Dominion	.574
16. Marshall	.569

Field Goal Pct.	Pct.
1. Florida Atlantic	.455
2. Southern Miss	.452
3. East Carolina	.437
4. UAB	.428
5. UTEP	.425
6. Tulane	.416
7. Tulsa	.405
8. Old Dominion	.397
9. Middle Tennessee	.393
10. Rice	.391
11. FIU	.384
12. Charlotte	.380
13. Marshall	.379
14. Louisiana Tech	.371
15. North Texas	.370
16. UTSA	.352

Field Goal Pct. Defense	Pct.
1. UTEP	.336
2. UAB	.360
3. Middle Tennessee	.364
4. North Texas	.364

5. Marshall	.370
6. UTSA	.373
7. East Carolina	.379
Tulane	.379
9. Rice	.403
10. Southern Miss	.405
11. Charlotte	.411
12. FIU	.415
13. Old Dominion	.419
14. Louisiana Tech	.424
15. Tulsa	.430
16. Florida Atlantic	.461

3-Point FG Pct.	Pct.
1. Tulane	.369
2. Florida Atlantic	.339
3. East Carolina	.338
4. Old Dominion	.331
5. UAB	.326
6. Southern Miss	.313
7. UTEP	.312
8. FIU	.311
9. Tulsa	.301
10. Rice	.301
11. Marshall	.298
12. Charlotte	.264
13. Middle Tennessee	.256
14. North Texas	.248
15. Louisiana Tech	.232
16. UTSA	.218

3-Point FG Pct. Defense	Pct.
1. Marshall	.250
2. Rice	.253
3. North Texas	.278
4. UAB	.282
5. UTSA	.286
6. East Carolina	.287
7. Louisiana Tech	.291
8. Middle Tennessee	.292
9. Old Dominion	.301
10. UTEP	.303
11. Southern Miss	.308
12. Charlotte	.310
13. Tulane	.313
14. FIU	.347
15. Tulsa	.360
16. Florida Atlantic	.400

Rebounding Offense	Avg./G
1. North Texas	44.2
2. East Carolina	43.9
3. UTEP	43.1
4. Rice	42.9
5. Tulane	42.8
6. Middle Tennessee	42.5
7. Old Dominion	42.1
8. Southern Miss	41.6
9. UAB	41.2
10. Marshall	40.7
11. Tulsa	39.8
12. FIU	39.4
13. Louisiana Tech	39.2
14. UTSA	38.8
15. Charlotte	37.1
16. Florida Atlantic	34.9

Rebounding Defense	Avg./G
1. East Carolina	33.7
2. UAB	34.7
3. Tulsa	36.2
4. FIU	36.6
5. Marshall	36.7
6. Tulane	36.8
7. Southern Miss	37.4
8. Old Dominion	38.7
9. Middle Tennessee	38.8
UTEP	38.8
11. Rice	39.3
12. UTSA	39.7
13. Florida Atlantic	40.0
14. Charlotte	41.9
15. Louisiana Tech	43.2
16. North Texas	44.1

Rebounding Margin	Margin
1. East Carolina	+10.1
2. UAB	+6.5
3. Tulane	+6.0
4. UTEP	+4.4
5. Southern Miss	+4.1
6. Marshall	+4.0
7. Middle Tennessee	+3.8
8. Rice	+3.6
9. Tulsa	+3.6

10. Old Dominion	+3.4
11. FIU	+2.9
12. North Texas	+0.1
13. UTSA	-0.9
14. Louisiana Tech	-4.0
15. Charlotte	-4.8
16. Florida Atlantic	-5.1

Blocked Shots	Avg./G
1. UAB	4.9
2. UTEP	4.8
3. Charlotte	4.6
4. Tulane	4.3
5. Marshall	4.2
6. East Carolina	4.1
7. Southern Miss	3.0
8. Rice	2.9
9. Florida Atlantic	2.9
10. Old Dominion	2.7
11. FIU	2.4
12. Middle Tennessee	2.0
Louisiana Tech	2.0
14. UTSA	1.9
15. North Texas	1.8
16. Tulsa	1.4

Assists	Avg./G
1. Southern Miss	19.9
2. Tulane	15.4
3. East Carolina	15.1
4. Florida Atlantic	15.0
5. Old Dominion	14.2
6. UTEP	13.4
Louisiana Tech	13.4
8. UAB	13.1
9. Tulsa	13.0
10. Middle Tennessee	12.9
11. Rice	12.6
12. Charlotte	11.3
13. North Texas	11.0
Marshall	11.0
15. FIU	10.9
16. UTSA	9.8

Steals	Avg./G
1. East Carolina	13.9
2. Florida Atlantic	13.0
3. UTEP	12.9
4. Southern Miss	10.7
5. Old Dominion	10.3
6. Tulsa	9.2
7. UTSA	8.7
8. North Texas	8.3
9. Tulane	7.9
10. Middle Tennessee	7.5
Louisiana Tech	7.5
12. Marshall	7.2
13. UAB	6.6
14. Rice	5.9
15. Charlotte	5.9
16. FIU	5.3

Turnover Margin	Margin
1. Florida Atlantic	+12.7
2. UTEP	+9.3
3. Southern Miss	+7.3
4. Old Dominion	+4.1
5. East Carolina	+3.9
6. Charlotte	+2.6
7. UTSA	+2.1
8. Tulsa	+1.0
9. Louisiana Tech	+0.8
10. Marshall	+0.0
Middle Tennessee	+0.0
North Texas	+0.0
13. Tulane	-0.2
14. UAB	-1.6
15. FIU	-3.4
16. Rice	-4.1

Assists/Turnover Ratio	Ratio
1. Southern Miss	1.2
2. Florida Atlantic	1.1
3. Tulane	0.9
4. UTEP	0.9
5. Old Dominion	0.9
6. UAB	0.8
7. Louisiana Tech	0.8
8. Charlotte	0.8
9. Middle Tennessee	0.8
10. Marshall	0.7
11. FIU	0.7
12. East Carolina	0.7
13. Rice	0.7
14. Tulsa	0.7

15. UTSA	.06
16. North Texas	.06

Offensive Rebounds	Avg./G
1. East Carolina	19.3
2. Old Dominion	16.7
3. Middle Tennessee	15.4
4. UTEP	15.0
Tulane	15.0
Southern Miss	15.0
7. North Texas	14.6
8. Rice	14.2
9. UTSA	14.1
10. Louisiana Tech	13.9
11. Florida Atlantic	13.9
12. Marshall	13.8
13. FIU	12.9
14. Tulsa	12.6
15. Charlotte	11.9
16. UAB	11.8

Defensive Rebounds	Avg./G
1. North Texas	29.6
2. UAB	29.4
3. Rice	28.7
4. UTEP	28.1
5. Tulane	27.8
6. Tulsa	27.2
7. Middle Tennessee	27.1
8. Marshall	26.8
9. FIU	26.6
Southern Miss	26.6
11. Old Dominion	25.4
12. Louisiana Tech	25.4
13. Charlotte	25.2
14. UTSA	24.7
15. East Carolina	24.6
16. Florida Atlantic	21.0

Defensive Reb. Pct.	D-Reb%
1. Tulsa	.760
2. UAB	.737
3. Marshall	.722
4. Southern Miss	.713
5. Rice	.707
6. Old Dominion	.700
7. FIU	.694
8. UTEP	.686
9. Tulane	.675
10. North Texas	.671
11. Middle Tennessee	.668
12. UTSA	.667
13. Charlotte	.662
14. East Carolina	.639
15. Florida Atlantic	.626
16. Louisiana Tech	.623

Offensive Reb. Pct.	O-Reb%
1. East Carolina	.493
2. Tulane	.391
3. Middle Tennessee	.378
4. Old Dominion	.375
5. UTEP	.367
6. Southern Miss	.360
7. Marshall	.344
8. Rice	.341
9. FIU	.341
10. UTSA	.340
11. Florida Atlantic	.336
12. Louisiana Tech	.332
13. North Texas	.331
14. UAB	.328
15. Tulsa	.313
16. Charlotte	.291

3-Point FG Made	Avg./G
1. Florida Atlantic	8.1
2. East Carolina	6.3
3. Old Dominion	6.2
4. Marshall	5.7
5. Tulsa	5.6
6. UTEP	5.4
7. Middle Tennessee	5.3
8. Tulane	4.8
9. FIU	4.7
10. UAB	4.6
11. Southern Miss	4.3
12. North Texas	4.3
13. Louisiana Tech	4.1
14. UTSA	4.0
15. Charlotte	3.8
16. Rice	3.4

2013-14 Conference USA Individual Statistics (as of 12/08/13)

Scoring	Avg./G
1. COLEY, Jerica-FIU	25.9
2. ROWE, Ebony-MT	23.4
3. KUSTER, Jessica-RICE	20.7
4. PAYNE, Jada-ECU	20.6
5. JONES, Tamara-USM	19.0
6. CHAPMAN, Karisma-UAB	18.2
7. KELLEY, Shae-ODU	17.7
8. THORNTON, Kayla-UTEP	17.1
9. FRAZIER, Whitney-Latech	17.0
10. TRICE, Abria-ECU	16.1
11. FAULKNER, Jamierra-USM	15.7
12. KING, Kamra-UTSA	15.6
13. GRIMES, Ashley-UAB	15.5
14. CLARK, Ashley-TLS	14.4
15. JACKSON, JaQuan-Latech	14.3
16. BLACK, Chelsee-UAB	13.2
17. MILLER, Chenise-FAU	13.0
18. WALTER, Chrisstasia-Latech	12.6
19. SCOTT, Leah-MAR	12.5
20. DEMPSEY, Latavia-FAU	12.4
DINKINS, Brittanny-USM	12.4
22. WYNN, Briesha-NT	12.4
23. GARDNER, Stephanie-ODU	11.9
24. KAPLAN, Jamie-TLN	11.6
25. VORPAHL, Leslie-TLN	11.5
26. BROOKS, Takia-FAU	11.3
27. SIGMON, Hillary-CHA	11.0
28. HAMMONDS, Ny-CHA	10.9
29. GORDON, Kira-CHA	10.8
30. CASON, Shanice-MT	10.6

Rebounding	Avg./G
1. KUSTER, Jessica-RICE	13.4
2. ROWE, Ebony-MT	12.5
3. KELLEY, Shae-ODU	11.7
4. PARKER, Chrishauna-UTEP	9.0
5. TAC, Acheil-NT	8.8
6. THORNTON, Kayla-UTEP	8.4
DALE, Tiffany-TLN	8.4
8. JONES, Tamara-USM	8.3
9. CHAPMAN, Karisma-UAB	8.0
WRIGHT, Brianna-FIU	8.0
11. MILLER, Chenise-FAU	7.9
12. EZEIGBO, Chukwuka-MAR	7.8
13. FRAZIER, Whitney-Latech	7.6
14. EBOMWONYI, Adesuwa-TLN	7.4
15. PORTER, Christal-RICE	7.0
CLARK, Ashley-TLS	7.0
17. JONES, Olivia-MT	6.9
18. ALEXANDER, Alexis-CHA	6.8
19. JONES, Tierra-TLN	6.6
20. PARKER, Stevi-TLS	6.6

Field Goal Pct.	Pct.
1. TAC, Acheil-NT	.563
2. MILLER, Chenise-FAU	.548
3. DALE, Tiffany-TLN	.545
TURNER, Mariah-TLS	.545
5. GORDON, Kira-CHA	.537
6. ROWE, Ebony-MT	.537
7. FRAZIER, Whitney-Latech	.511
8. PAYNE, Jada-ECU	.510
9. FOLSOM, Ashley-USM	.510
10. CHAPMAN, Karisma-UAB	.497
11. KELLEY, Shae-ODU	.492
12. JONES, Tamara-USM	.490
13. EZEIGBO, Chukwuka-MAR	.488
14. TRICE, Abria-ECU	.488
15. PARKER, Chrishauna-UTEP	.481

Free Throw Pct.	Pct.
1. GROVEY, Kelsee-TLS	.929
2. TRICE, Abria-ECU	.917
3. JONES, Tamara-USM	.909
4. COLEY, Jerica-FIU	.884
5. BLACK, Chelsee-UAB	.878
6. SCHROUDER, Shanequa-FAU	.875
7. VITOLA, Kristine-UTEP	.864
8. SMITH, Kimberly-FAU	.857
JOHNSON, AJ-MAR	.857
10. MCDANIEL, Loren-TLS	.846
11. PAYNE, Jada-ECU	.833
12. WYNN, Briesha-NT	.824
13. ALEXANDER, Alexis-CHA	.818

14. KING, Kamra-UTSA	803
15. SIGMON, Hillary-CHA	793

3-Point FG Pct.	Pct.
1. PAYNE, Jada-ECU	.553
2. GRIMES, Ashley-UAB	.439
3. KIRSTEINE, Anete-UTEP	.421
4. ALLISON, Becca-ODU	.417
5. GARDNER, Stephanie-ODU	.400
BURROUGHS, Miranda-UAB	.400
FAULKNER, Jamierra-USM	.400
AKERS, McKenzie-MAR	.400
WRIGHT, Katherine-FAU	.400
GROVEY, Kelsee-TLS	.400
11. ALLEN, Breion-RICE	.391
12. DEMPSEY, Latavia-FAU	.375
VORPAHL, Leslie-TLN	.375
14. SMITH, Kimberly-FAU	.368
15. TELLES, Stacie-UTEP	.367

3-Point FG Made	Avg./G
1. PAYNE, Jada-ECU	3.0
2. SMITH, Kimberly-FAU	2.0
BRADY, Kadan-TLS	2.0
4. KING, Kamra-UTSA	1.9
5. GRIMES, Ashley-UAB	1.8
6. GARDNER, Stephanie-ODU	1.8
7. DEMPSEY, Latavia-FAU	1.7
8. AKERS, McKenzie-MAR	1.7
9. GROVEY, Kelsee-TLS	1.6
10. COLEY, Jerica-FIU	1.6
11. SIGMON, Hillary-CHA	1.6
12. VORPAHL, Leslie-TLN	1.5
JACKSON, JaQuan-Latech	1.5
14. MINOR, Tiffany-ODU	1.4
15. FAULKNER, Jamierra-USM	1.4
WRIGHT, Katherine-FAU	1.4

Assists	Avg./G
1. FAULKNER, Jamierra-USM	10.6
2. KAPLAN, Jamie-TLN	6.0
3. WALTER, Chrisstasia-Latech	5.6
4. EBRON, Janesha-ECU	5.4
5. HAMMONDS, Ny-CHA	5.0
COLEY, Jerica-FIU	5.0
7. GROVEY, Kelsee-TLS	4.0
8. MOUSSA, Reem-RICE	3.7
BLACK, Chelsee-UAB	3.7
10. BROOKS, Takia-FAU	3.3
11. GOODHOPE, Galaisha-ODU	3.2
12. CLARK, Ashley-TLS	3.2
13. KELLEY, Shae-ODU	3.1
TURNER, Miki-UTSA	3.1
15. CASON, Shanice-MT	2.9
PARKER, Chrishauna-UTEP	2.9
VORPAHL, Leslie-TLN	2.9

Steals	Avg./G
1. WALTER, Chrisstasia-Latech	3.6
2. FAULKNER, Jamierra-USM	3.4
3. KELLEY, Shae-ODU	2.7
4. THORNTON, Kayla-UTEP	2.5
PARKER, Chrishauna-UTEP	2.5
6. GOODHOPE, Galaisha-ODU	2.3
7. GROVEY, Kelsee-TLS	2.2
PARKER, Stevi-TLS	2.2
9. SMITH, Kimberly-FAU	2.1
EBRON, Janesha-ECU	2.1
TRICE, Abria-ECU	2.1
12. KING, Kamra-UTSA	2.1
13. BLAKELY, Bria-FAU	2.0
14. KUSTER, Jessica-RICE	1.9
15. JONES, Olivia-MT	1.9

Blocked Shots	Avg./G
1. VITOLA, Kristine-UTEP	3.0
2. ANDERSON, Kayla-UAB	2.8
3. DURU, Chinwe-TLN	2.4
4. SHAW, Ondrea-ECU	2.3
5. EZEIGBO, Chukwuka-MAR	2.2
6. KELLEY, Shae-ODU	1.6
ALEXANDER, Alexis-CHA	1.6
8. DALE, Tiffany-TLN	1.1
9. MILLER, Chenise-FAU	1.1
10. KUSTER, Jessica-RICE	1.0

THORNTON, Kayla-UTEP	1.0
ROWE, Ebony-MT	1.0
FOLSOM, Ashley-USM	1.0
14. JONES, Tamara-USM	0.7
COLEY, Jerica-FIU	0.7
TRICE, Abria-ECU	0.7

Assist/Turnover Ratio	Ratio
1. EBRON, Janesha-ECU	2.2
2. FAULKNER, Jamierra-USM	2.1
3. KAPLAN, Jamie-TLN	1.7
4. BROOKS, Takia-FAU	1.6
5. GROVEY, Kelsee-TLS	1.5
6. BLACK, Chelsee-UAB	1.5
7. COLEY, Jerica-FIU	1.3
8. WALTER, Chrisstasia-Latech	1.2
9. HAMMONDS, Ny-CHA	1.2
10. GOODHOPE, Galaisha-ODU	1.2
11. TURNER, Miki-UTSA	1.1
12. MOUSSA, Reem-RICE	0.9
13. KELLEY, Shae-ODU	0.8
14. CLARK, Ashley-TLS	0.8

Offensive Rebounds	Avg./G
1. ROWE, Ebony-MT	4.8
2. EZEIGBO, Chukwuka-MAR	4.2
3. KUSTER, Jessica-RICE	3.9
4. KELLEY, Shae-ODU	3.9
5. EBOMWONYI, Adesuwa-TLN	3.6
PARKER, Chrishauna-UTEP	3.6
THORNTON, Kayla-UTEP	3.6
8. BELL, Mannasha-UTSA	3.2
9. JONES, Tamara-USM	3.1
10. TAC, Acheil-NT	3.0
11. SHAW, Ondrea-ECU	2.9
PAYNE, Jada-ECU	2.9
13. PAINTER, Chelisa-ODU	2.8
14. FRAZIER, Whitney-Latech	2.8
15. CHAPMAN, Karisma-UAB	2.7

Defensive Rebounds	Avg./G
1. KUSTER, Jessica-RICE	9.5
2. KELLEY, Shae-ODU	7.8
3. ROWE, Ebony-MT	7.8
4. WRIGHT, Brianna-FIU	6.0
5. TAC, Acheil-NT	5.8
DALE, Tiffany-TLN	5.8
7. PARKER, Chrishauna-UTEP	5.4
8. CHAPMAN, Karisma-UAB	5.3
9. MILLER, Chenise-FAU	5.3
10. JONES, Tamara-USM	5.1
11. CLARK, Ashley-TLS	5.0
PARKER, Stevi-TLS	5.0
13. FRAZIER, Whitney-Latech	4.9
14. PORTER, Christal-RICE	4.8
15. THORNTON, Kayla-UTEP	4.8

Minutes Played	Avg./G
1. HAMMONDS, Ny-CHA	38.4
2. ROWE, Ebony-MT	38.1
3. COLEY, Jerica-FIU	37.9
4. KUSTER, Jessica-RICE	36.8
5. BLACK, Chelsee-UAB	36.3
6. FRAZIER, Whitney-Latech	35.6
7. FAULKNER, Jamierra-USM	35.0
8. LABADY, Zsafia-FIU	34.7
9. WALTER, Chrisstasia-Latech	34.6
10. CHAPMAN, Karisma-UAB	34.1



**2013-14 East Carolina Women's Basketball Roster**

No.	Name	Position	Height	Year	Hometown / High School (Last School)
1	Shae Nelson	Forward	6-1	Jr.	Cordova, Tenn. / Cordova HS (Northwest Florida State)
2	Kyani White	Guard	5-6	RS Jr.	Manassas, Va. / Stonewall Jackson (Virginia Tech)
3	Akia Jones	Guard	5-7	Jr.	Nashville, Tenn. / Glenciff HS (Walters State CC)
4	Kristine Mial	Guard/Forward	5-9	Sr.	Springfield, Va. / Robert E. Lee HS (Frederick CC)
5	Colleen Marshall	Guard	5-9	So.	Gaithersburg, Md. / Gaithersburg HS
11	J'Kyra Brown	Guard	5-11	Fr.	Rocky Mount, N.C. / Rocky Mount HS
20	Tatiana Chapple	Forward	6-0	Jr.	Columbus, Ohio / Northland HS
21	Abria Trice	Guard/Forward	6-0	RS Jr.	Hampton, Ga. / Dutchtown HS (UNC Wilmington)
23	Jada Payne	Forward	6-2	RS So.	Hickory, N.C. / Hickory HS (La Salle)
25	Jenka Stiasna	Post	6-3	Fr.	Zvolen, Slovakia / Rock HS
32	Chanel Green	Point Guard	5-4	So.	Washington, D.C. / Howard D. Woodson HS
33	Janesha Ebron	Guard	5-6	Jr.	Winterville, N.C. / South Central HS
34	Ariana Jackson	Forward	6-0	RS Sr.	West Palm Beach, Fla. / Suncoast HS
40	Ondrea Shaw	Post	6-4	RS Jr.	Los Angeles, Calif. / Moore HS (George Mason)
44	Carly Vendemia	Forward	6-1	RS Sr.	Beaver, Pa. / Beaver Area HS (Duquesne)

**Pirates By State**

<b>California (1):</b> Ondrea Shaw	<b>Pennsylvania (1):</b> Carly Vendemia
<b>Florida (1):</b> Ariana Jackson	<b>Slovakia (1):</b> Jenka Stiasna
<b>Georgia (1):</b> Abria Trice	<b>Tennessee (2):</b> Akia Jones Shea Nelson
<b>Maryland (1):</b> Colleen Marshall	<b>Virginia (2):</b> Kristine Mial Kyani White
<b>North Carolina (3):</b> J'Kyra Brown Janesha Ebron Jada Payne	<b>Washington D.C. (1):</b> Chanel Green
<b>Ohio (1):</b> Tatiana Chapple	

**Pirates By Class**

<b>Seniors (3):</b> Ariana Jackson Kristine Mial Carly Vendemia	<b>Sophomores (3):</b> Chanel Green Colleen Marshall Jada Payne
<b>Juniors (7):</b> Tatiana Chapple Janesha Ebron Akia Jones Shae Nelson Ondrea Shaw Abria Trice Kyani White	<b>Freshmen (2):</b> J'Kyra Brown Jenka Stiasna

**Pirates By Position**

<b>Guards (8):</b> J'Kyra Brown Janesha Ebron Chanel Green Akia Jones Colleen Marshall Kristine Mial Abria Trice Kyani White	<b>Forwards (7):</b> Tatiana Chapple Ariana Jackson Kristine Mial Shae Nelson Jada Payne Abria Trice Carly Vendemia
	<b>Posts (2):</b> Ondrea Shaw Jenka Stiasna

**Pirates Pronunciation Guide**

J'KYRA Brown	Juh-KYE-rah
TATIANA CHAPPLE	TA-tee-AH-nah Chapel
JANESHA EBRON	Ja-NEE-sha EE-bron
ARIANA Jackson	AR-ee-AH-nah
Kristine MIAL	Mile
ONDREA	ON-dre-ah
JENKA STIASNA	Yenk-ah SHEE-as-nah
ABRIA Trice	Ah-BREE-ah
Carly VENDEMIA	VIN-dee-mee-ah
KYANI White	Kee-AH-nee

### 2013-14 East Carolina Combined Team Statistics

Record:	Overall	Home	Away	Neutral
All Games	7-0	6-0	1-0	0-0
Conference	0-0	0-0	0-0	0-0
Non-Conference	7-0	6-0	1-0	0-0

#	Player	gp-gs	min	avg	Total		3-Point		F-Throw		Rebounds				pf	dq	a	to	blk	stl	pts	avg
					fg-fga	fg%	3fg-fga	3fg%	ft-fta	ft%	off	def	tot	avg								
23	PAYNE, Jada	7-7	208	29.7	49-96	.510	21-38	.553	25-30	.833	20	26	46	6.6	13	0	5	19	1	13	144	20.6
21	TRICE, Abria	7-7	179	25.6	39-80	.488	2-10	.200	33-36	.917	12	13	25	3.6	21	1	9	14	5	15	113	16.1
04	MIAL, Kristine	6-0	107	17.8	21-63	.333	5-26	.192	6-11	.545	10	15	25	4.2	9	0	6	9	1	10	53	8.8
01	NELSON, Shae	3-0	44	14.7	9-25	.360	2-11	.182	6-9	.667	1	11	12	4.0	4	0	1	10	1	4	26	8.7
33	EBRON, Janesha	7-7	173	24.7	10-24	.417	4-8	.500	18-23	.783	5	16	21	3.0	12	0	38	17	1	15	42	6.0
02	WHITE, Kyani	3-0	65	21.7	6-14	.429	2-6	.333	3-3	1.000	6	4	10	3.3	3	0	5	6	0	6	17	5.7
20	CHAPPLE, Tatiana	7-7	176	25.1	16-26	.615	0-0	.000	6-8	.750	13	20	33	4.7	16	0	14	11	0	9	38	5.4
11	BROWN, J'Kyra	7-0	61	8.7	10-27	.370	5-17	.294	9-12	.750	6	8	14	2.0	8	0	2	13	3	2	34	4.9
05	MARSHALL, Colleen	7-0	83	11.9	11-27	.407	2-11	.182	3-9	.333	3	6	9	1.3	8	0	8	5	0	5	27	3.9
03	JONES, Akia	3-0	47	15.7	4-8	.500	0-0	.000	3-6	.500	2	3	5	1.7	5	0	4	4	0	3	11	3.7
44	VENDEMI, Carly	6-0	53	8.8	5-15	.333	0-0	.000	7-8	.875	6	8	14	2.3	12	0	2	13	1	2	17	2.8
40	SHAW, Ondrea	7-7	130	18.6	6-16	.375	0-0	.000	3-7	.429	20	25	45	6.4	21	1	5	9	16	5	15	2.1
34	JACKSON, Ariana	4-0	29	7.3	3-10	.300	1-2	.500	1-2	.500	3	3	6	1.5	5	0	2	1	0	3	8	2.0
32	GREEN, Chanel	5-0	34	6.8	3-7	.429	0-1	.000	1-2	.500	3	4	7	1.4	3	0	4	9	0	4	7	1.4
25	STIASNA, Jenka	3-0	11	3.7	0-1	.000	0-0	.000	1-2	.500	4	1	5	1.7	1	0	1	1	0	1	1	0.3
Team											21	9	30				4					
Total.....		7	1400		192-439	.437	44-130	.338	125-168	.744	135	172	307	43.9	141	2	106	145	29	97	553	79.0
Opponents.....		7	1400		144-380	.379	31-108	.287	99-148	.669	98	138	236	33.7	147	-	70	172	19	60	418	59.7

TEAM STATISTICS	ECU	OPP	Date	Opponent	Score	Att.
SCORING	553	418	11/08/13	VIRGINIA INTERMONT	w 102-47	1874
Points per game	79.0	59.7	11/10/13	GEORGE MASON	w 75-66	628
Scoring margin	+19.3	-	11/15/13	WILLIAM & MARY	w 69-57	919
FIELD GOALS-ATT	192-439	144-380	11/17/13	LOYOLA	w 68-47	575
Field goal pct	.437	.379	11/23/13	at Elon	w 93-84	573
3 POINT FG-ATT	44-130	31-108	11/29/13	IUPUI	w 71-51	495
3-point FG pct	.338	.287	12/01/13	CLEVELAND STATE	w 75-66	433
3-pt FG made per game	6.3	4.4				
FREE THROWS-ATT	125-168	99-148				
Free throw pct	.744	.669				
F-Throws made per game	17.9	14.1				
REBOUNDS	307	236				
Rebounds per game	43.9	33.7				
Rebounding margin	+10.1	-				
ASSISTS	106	70				
Assists per game	15.1	10.0				
TURNOVERS	145	172				
Turnovers per game	20.7	24.6				
Turnover margin	+3.9	-				
Assist/turnover ratio	0.7	0.4				
STEALS	97	60				
Steals per game	13.9	8.6				
BLOCKS	29	19				
Blocks per game	4.1	2.7				
ATTENDANCE	4924	573				
Home games-Avg/Game	6-821	1-573				
Neutral site-Avg/Game	-	0-0				

\* - Conference game

Score by Periods	1st	2nd	Totals
East Carolina	268	285	553
Opponents	208	210	418

1 :: Shae Nelson :: Junior :: Forward :: 6-1 :: Cordova, Tenn. :: Cordova HS (Northwest Florida State)



**2013-14 Season Highs**

24 vs. Virginia Intermont (11/8/13)
16 vs. Virginia Intermont (11/8/13)
7 vs. Virginia Intermont (11/8/13)
1 vs. Virginia Intermont (11/8/13)
2 vs. Virginia Intermont (11/8/13)
1 vs. William & Mary (11/15/13)
5 vs. Virginia Intermont (11/8/13)
14 vs. Virginia Intermont (11/8/13)
2 vs. Virginia Intermont (11/8/13)
8 vs. Virginia Intermont (11/8/13)
4 vs. Virginia Intermont (11/8/13)
5 vs. George Mason (11/10/13)

**Category**

Minutes
Points
Rebounds
Assists
Steals
Blocks
Field Goals Made
Field Goals Attempted
Three-Point Field Goals Made
Three-Point Field Goals Attempted
Free Throws Made
Free Throws Attempted

**ECU Career Highs**

24 vs. Virginia Intermont (11/8/13)
16 vs. Virginia Intermont (11/8/13)
7 vs. Virginia Intermont (11/8/13)
1 vs. Virginia Intermont (11/8/13)
2 vs. Virginia Intermont (11/8/13)
1 vs. William & Mary (11/15/13)
5 vs. Virginia Intermont (11/8/13)
14 vs. Virginia Intermont (11/8/13)
2 vs. Virginia Intermont (11/8/13)
8 vs. Virginia Intermont (11/8/13)
4 vs. Virginia Intermont (11/8/13)
5 vs. George Mason (11/10/13)

**Nelson's Game-By-Game Statistics**

Date	Opponent	S	MP	FG-A	3P-A	FT-A	R	PF	A	TO	B	ST	P
11/8	Virginia Intermont		24	5-14	2-8	4-4	7	1	1	4	0	2	16
11/10	George Mason		9	1-3	0-1	2-5	2	3	0	3	0	1	4
11/15	William & Mary		11	3-8	0-2	0-0	3	0	0	3	1	1	6
11/17	Loyola (Md.)						DNP						
11/23	at Elon						DNP						
11/29	IUPUI						DNP						
12/1	Cleveland State						DNP						
12/13	vs. Alcorn State												
12/14	vs. Grand Canyon/ULM												
12/17	at Norfolk State												
12/20	Ohio												
12/29	at Bethune Cookman												
1/2	at College of Charleston												
1/8	Florida Atlantic												
1/11	at FIU												
1/15	at Tulane												
1/18	LA Tech												
1/22	Rice												
1/25	at Southern Miss												
1/29	Old Dominion												
2/1	Charlotte												
2/5	at Marshall												
2/8	at UAB												
2/15	North Texas												
2/20	at UTSA												
2/22	at UTEP												
2/26	Middle Tennessee												
3/1	Tulsa												
3/5	at Old Dominion												

**Nelson's ECU Career Statistics**

Season	gp-gs	min/avg	Total		3-Point		F-Throws		Rebounds				Scoring							
			fg-fga	pct	fg-fga	pct	ft-fta	pct	off	def	tot	avg	pf	fo	ast	to	blk	stl	pts	avg
2013-14	3-0	44/14.7	9-25	.360	2-11	.182	6-9	.667	1	11	12	4.0	4	0	1	10	1	4	26	8.7
TOTAL	3-0	44/14.7	9-25	.360	2-11	.182	6-9	.667	1	11	12	4.0	4	0	1	10	1	4	26	8.7

2 :: Kyani White :: RS Junior :: Guard :: 5-6 :: Manassas, Va. :: Stonewall Jackson HS (Virginia Tech)



2013-14 Season Highs

27 vs. George Mason (11/10/13)
9 vs. George Mason (11/10/13)
5 vs. William & Mary (11/15/13)
3 vs. George Mason (11/10/13)
4 vs. George Mason (11/10/13)
None
3 vs. George Mason (11/10/13)
6 vs. George Mason (11/10/13)
1, Twice, Last vs. Loyola (11/17/13)
3 vs. Loyola (11/17/13)
2 vs. George Mason (11/10/13)
2 vs. George Mason (11/10/13)

Category

Minutes
Points
Rebounds
Assists
Steals
Blocks
Field Goals Made
Field Goals Attempted
Three-Point Field Goals Made
Three-Point Field Goals Attempted
Free Throws Made
Free Throws Attempted

ECU Career Highs

36 at William & Mary (11/9/12)
12, Three Times, Last vs. Southern Miss (3/14/13)
6 vs. St. Andrew's (11/11/12)
9 vs. Elon (12/29/12)
8 vs. Converse (11/18/12)
1, Twice, Last vs. Elon (12/29/12)
5, Twice, Last vs. Southern Miss (2/17/13)
14 at William & Mary (11/9/12)
2, Five Times, Last vs. Tulsa (3/15/13)
4, Three Times, Last vs. UAB (2/28/13)
4, Twice, Last at Tulane (1/27/13)
5 vs. College of Charleston (11/18/12)

White's Game-By-Game Statistics

Date	Opponent	S	MP	FG-A	3P-A	FT-A	R	PF	A	TO	B	ST	P
11/8	Virginia Intermont						DNP						
11/10	George Mason		27	3-6	1-2	2-2	4	2	3	4	0	4	9
11/15	William & Mary		22	1-3	0-1	0-0	5	1	1	1	0	2	2
11/17	Loyola (Md.)		16	2-5	1-3	1-1	1	0	1	1	0	0	6
11/23	at Elon						DNP						
11/29	IUPUI						DNP						
12/1	Cleveland State						DNP						
12/13	vs. Alcorn State												
12/14	vs. Grand Canyon/ULM												
12/17	at Norfolk State												
12/20	Ohio												
12/29	at Bethune Cookman												
1/2	at College of Charleston												
1/8	Florida Atlantic												
1/11	at FIU												
1/15	at Tulane												
1/18	LA Tech												
1/22	Rice												
1/25	at Southern Miss												
1/29	Old Dominion												
2/1	Charlotte												
2/5	at Marshall												
2/8	at UAB												
2/15	North Texas												
2/20	at UTSA												
2/22	at UTEP												
2/26	Middle Tennessee												
3/1	Tulsa												
3/5	at Old Dominion												

White's ECU Career Statistics

Season	gp-gs		Total		3-Point		F-Throws		Rebounds				Scoring							
	gp	gs	fg-fga	pct	fg-fga	pct	ft-fta	pct	off	def	tot	avg	pf	fo	ast	to	blk	stl	pts	avg
2012-13	32	31	782	.392	22-61	.361	33-45	.733	22	50	72	2.3	59	0	96	61	2	72	207	6.5
2013-14	3	0	65	.429	2-6	.333	3-3	1.000	6	4	10	3.3	3	0	5	6	0	6	17	5.7
TOTAL	35	31	847	.394	24-67	.358	36-48	.750	28	54	82	2.3	62	0	101	67	2	78	224	6.4

3 :: Akia Jones :: Junior :: Guard :: 5-7 :: Nashville, Tenn. :: Glencliff HS (Walters State Community College)



**2013-14 Season Highs**

20 vs. Cleveland State (12/1/13)  
 4, Twice, Last vs. Cleveland State (12/1/13)  
 3 at Elon (11/23/13)  
 2 at Elon (11/23/13)  
 3 vs. Cleveland State (12/1/13)  
 None  
 2, Twice, Last vs. Cleveland State (12/1/13)  
 5 vs. Cleveland State (12/1/13)  
 None  
 None  
 3 at Elon (11/23/13)  
 6 at Elon (11/23/13)

**Category**

Minutes  
 Points  
 Rebounds  
 Assists  
 Steals  
 Blocks  
 Field Goals Made  
 Field Goals Attempted  
 Three-Point Field Goals Made  
 Three-Point Field Goals Attempted  
 Free Throws Made  
 Free Throws Attempted

**ECU Career Highs**

20 vs. Cleveland State (12/1/13)  
 4, Twice, Last vs. Cleveland State (12/1/13)  
 3 at Elon (11/23/13)  
 2 at Elon (11/23/13)  
 3 vs. Cleveland State (12/1/13)  
 None  
 2, Twice, Last vs. Cleveland State (12/1/13)  
 5 vs. Cleveland State (12/1/13)  
 None  
 None  
 3 at Elon (11/23/13)  
 6 at Elon (11/23/13)

**Jones' Game-By-Game Statistics**

Date	Opponent	S	MP	FG-A	3P-A	FT-A	R	PF	A	TO	B	ST	P
11/8	Virginia Intermont						DNP						
11/10	George Mason						DNP						
11/15	William & Mary						DNP						
11/17	Loyola (Md.)						DNP						
11/23	at Elon		14	0-1	0-0	3-6	3	3	2	1	0	0	3
11/29	IUPUI		13	2-2	0-0	0-0	2	2	1	3	0	0	4
12/1	Cleveland State		20	2-5	0-0	0-0	0	0	1	0	0	3	4
12/13	vs. Alcorn State												
12/14	vs. Grand Canyon/ULM												
12/17	at Norfolk State												
12/20	Ohio												
12/29	at Bethune Cookman												
1/2	at College of Charleston												
1/8	Florida Atlantic												
1/11	at FIU												
1/15	at Tulane												
1/18	LA Tech												
1/22	Rice												
1/25	at Southern Miss												
1/29	Old Dominion												
2/1	Charlotte												
2/5	at Marshall												
2/8	at UAB												
2/15	North Texas												
2/20	at UTSA												
2/22	at UTEP												
2/26	Middle Tennessee												
3/1	Tulsa												
3/5	at Old Dominion												

**Jones' ECU Career Statistics**

Season	gp-gs	min/avg	Total		3-Point		F-Throws		Rebounds				Scoring							
			fg-fga	pct	fg-fga	pct	ft-fta	pct	off	def	tot	avg	pf	fo	ast	to	blk	stl	pts	avg
2013-14	3-0	47/15.7	4-8	.500	0-0	.000	3-6	.500	2	3	5	1.7	5	0	4	4	0	3	11	3.7
TOTAL	3-0	47/15.7	4-8	.500	0-0	.000	3-6	.500	2	3	5	1.7	5	0	4	4	0	3	11	3.7

4 :: Kristine Mial :: Senior :: Guard / Forward :: 5-9 :: Springfield, Va. :: Robert E. Lee HS (Fredrick Community College)



**2013-14 Season Highs**

25 at Elon (11/23/13)  
 20 at Elon (11/23/13)  
 10 at Elon (11/23/13)  
 3 vs. Cleveland State (12/1/13)  
 4 vs. Loyola (11/17/13)  
 1 vs. Loyola (11/17/13)  
 9 at Elon (11/23/13)  
 19 at Elon (11/23/13)  
 1, Five Times, Last vs. IUPUI (11/29/13)  
 6 vs. George Mason (11/10/13)  
 2, Twice, Last vs. IUPUI (11/29/13)  
 3, Twice, Last at Elon (11/23/13)

**Category**

Minutes  
 Points  
 Rebounds  
 Assists  
 Steals  
 Blocks  
 Field Goals Made  
 Field Goals Attempted  
 Three-Point Field Goals Made  
 Three-Point Field Goals Attempted  
 Free Throws Made  
 Free Throws Attempted

**ECU Career Highs**

35, Twice, Last vs. Tulsa (3/7/12)  
 20, Twice, Last at Elon (11/23/13)  
 12 vs. Southern Miss (2/17/13)  
 5 at Marshall (2/26/12)  
 8 at Marshall (2/26/12)  
 4 vs. Monmouth (11/30/11)  
 9 at Elon (11/23/13)  
 19 at Elon (11/23/13)  
 4, Twice, Last vs. Elon (12/29/12)  
 9 vs. Elon (12/29/12)  
 6 vs. Southern Miss (2/17/13)  
 6 vs. Southern Miss (2/17/13)

**Mial's Game-By-Game Statistics**

Date	Opponent	S	MP	FG-A	3P-A	FT-A	R	PF	A	TO	B	ST	P
11/8	Virginia Intermont						DNP						
11/10	George Mason		20	3-13	1-6	1-3	5	3	0	1	0	3	8
11/15	William & Mary		5	1-5	1-3	2-2	0	0	0	2	0	0	5
11/17	Loyola (Md.)		14	2-9	1-5	0-0	2	2	2	2	1	4	5
11/23	at Elon		25	9-19	1-5	1-3	10	3	1	1	0	2	20
11/29	IUPUI		22	5-11	1-4	2-2	3	1	0	3	0	1	13
12/1	Cleveland State		21	1-6	0-3	0-1	5	0	3	0	0	0	2
12/13	vs. Alcorn State												
12/14	vs. Grand Canyon/ULM												
12/17	at Norfolk State												
12/20	Ohio												
12/29	at Bethune Cookman												
1/2	at College of Charleston												
1/8	Florida Atlantic												
1/11	at FIU												
1/15	at Tulane												
1/18	LA Tech												
1/22	Rice												
1/25	at Southern Miss												
1/29	Old Dominion												
2/1	Charlotte												
2/5	at Marshall												
2/8	at UAB												
2/15	North Texas												
2/20	at UTSA												
2/22	at UTEP												
2/26	Middle Tennessee												
3/1	Tulsa												
3/5	at Old Dominion												

**Mial's ECU Career Statistics**

Season	gp-gs		Total		3-Point		F-Throws		Rebounds				Scoring							
	gp-gs	min/avg	fg-fga	pct	fg-fga	pct	ft-fta	pct	off	def	tot	avg	pf	fo	ast	to	blk	stl	pts	avg
2011-12	31-27	715/23.1	103-300	.343	41-128	.320	24-48	.500	42	84	126	4.1	52	0	47	72	28	56	271	8.7
2012-13	22-1	408/18.5	80-229	.349	28-101	.277	25-34	.735	29	50	79	3.6	39	0	18	26	9	24	213	9.7
2013-14	6-0	107/17.8	21-63	.333	5-26	.192	6-11	.545	10	15	25	4.2	9	0	6	9	1	10	53	8.8
<b>TOTAL</b>	<b>59-28</b>	<b>1230/20.8</b>	<b>204-592</b>	<b>.345</b>	<b>74-255</b>	<b>.290</b>	<b>55-93</b>	<b>.591</b>	<b>81</b>	<b>149</b>	<b>230</b>	<b>3.9</b>	<b>100</b>	<b>0</b>	<b>71</b>	<b>107</b>	<b>38</b>	<b>90</b>	<b>537</b>	<b>9.1</b>

5 :: Colleen Marshall :: Sophomore :: Guard :: 5-9 :: Gaithersburg, Md. :: Gaithersburg HS



**2013-14 Season Highs**

23 vs. Virginia Intermont (11/8/13)  
 5, Twice, Last vs. William & Mary (11/15/13)  
 2, Three Times, Last vs. IUPUI (11/29/13)  
 3, Twice, Last vs. William & Mary (11/15/13)  
 1, Four Times, Last vs. IUPUI (11/29/13)  
 None  
 2, Four Times, Last vs. IUPUI (11/29/13)  
 6 vs. Virginia Intermont (11/8/13)  
 1, Twice, Last vs. William & Mary (11/15/13)  
 3 vs. Virginia Intermont (11/8/13)  
 2 at Elon (11/23/13)  
 3 vs. Loyola (11/17/13)

**Category**

**Minutes**  
**Points**  
**Rebounds**  
**Assists**  
**Steals**  
**Blocks**  
**Field Goals Made**  
**Field Goals Attempted**  
**Three-Point Field Goals Made**  
**Three-Point Field Goals Attempted**  
**Free Throws Made**  
**Free Throws Attempted**

**ECU Career Highs**

24 vs. College of Charleston (11/17/12)  
 9, Twice, Last at Navy (11/30/12)  
 6, Twice, Last at Southern Miss (3/7/13)  
 3, Six Times, Last vs. William & Mary (11/15/13)  
 3 vs. St. Andrew's (11/11/12)  
 1, Twice, Last at Southern Miss (3/7/13)  
 4, Twice, Last at Western Kentucky (3/21/13)  
 12, Twice, Last vs. Converse (11/18/12)  
 3 at William & Mary (11/9/12)  
 5, Four Time, Last at Southern Miss (3/7/13)  
 5 at Southern Miss (3/7/13)  
 6 at Southern Miss (3/7/13)

**Marshall's Game-By-Game Statistics**

Date	Opponent	S	MP	FG-A	3P-A	FT-A	R	PF	A	TO	B	ST	P
11/8	Virginia Intermont		23	2-6	1-3	0-0	1	2	3	0	0	1	5
11/10	George Mason		5	1-2	0-1	1-2	1	2	1	1	0	1	3
11/15	William & Mary		12	2-4	1-1	0-0	2	1	3	2	0	1	5
11/17	Loyola (Md.)		16	2-4	0-2	0-3	2	2	1	1	0	1	4
11/23	at Elon		7	1-2	0-1	2-2	1	1	0	0	0	0	4
11/29	IUPUI		13	2-5	0-2	0-2	2	0	0	0	0	1	4
12/1	Cleveland State		7	1-4	0-1	0-0	0	0	0	1	0	0	2
12/13	vs. Alcorn State												
12/14	vs. Grand Canyon/ULM												
12/17	at Norfolk State												
12/20	Ohio												
12/29	at Bethune Cookman												
1/2	at College of Charleston												
1/8	Florida Atlantic												
1/11	at FIU												
1/15	at Tulane												
1/18	LA Tech												
1/22	Rice												
1/25	at Southern Miss												
1/29	Old Dominion												
2/1	Charlotte												
2/5	at Marshall												
2/8	at UAB												
2/15	North Texas												
2/20	at UTSA												
2/22	at UTEP												
2/26	Middle Tennessee												
3/1	Tulsa												
3/5	at Old Dominion												

**Marshall's ECU Career Statistics**

Season	gp-gs		Total		3-Point		F-Throws		Rebounds				Scoring												
	qp	gs	fg-fga	pct	fg-fga	pct	ft-fta	pct	off	def	tot	avg	pf	fo	ast	to	blk	stl	pts	avg					
2012-13	32	0	376	11.8	44	147	.299	20	78	.256	13	26	.500	35	26	61	1.9	41	0	31	32	2	22	121	3.8
2013-14	7	0	83	11.9	11	27	.407	2	11	.182	3	6	.333	3	6	9	1.3	8	0	8	5	0	5	27	3.9
<b>TOTAL</b>	<b>39</b>	<b>0</b>	<b>459</b>	<b>11.8</b>	<b>55</b>	<b>174</b>	<b>.316</b>	<b>22</b>	<b>89</b>	<b>.247</b>	<b>16</b>	<b>32</b>	<b>.457</b>	<b>38</b>	<b>32</b>	<b>70</b>	<b>1.8</b>	<b>49</b>	<b>0</b>	<b>39</b>	<b>37</b>	<b>2</b>	<b>27</b>	<b>148</b>	<b>3.8</b>

11 :: J'Kyra Brown :: Freshman :: Guard :: 5-11 :: Rocky Mount, N.C. :: Rocky Mount HS



**2013-14 Season Highs**

19 vs. Virginia Intermont (11/8/13)  
 20 vs. Virginia Intermont (11/8/13)  
 5 vs. Loyola (11/17/13)  
 1, Twice, Last vs. IUPUI (11/29/13)  
 1, Twice, Last vs. Loyola (11/17/13)  
 1, Three Times, Last vs. IUPUI (11/29/13)  
 7 vs. Virginia Intermont (11/8/13)  
 14 vs. Virginia Intermont (11/8/13)  
 3 vs. Virginia Intermont (11/8/13)  
 7 vs. Virginia Intermont (11/8/13)  
 3 vs. Virginia Intermont (11/8/13)  
 4 vs. Virginia Intermont (11/8/13)

**Category**

Minutes  
 Points  
 Rebounds  
 Assists  
 Steals  
 Blocks  
 Field Goals Made  
 Field Goals Attempted  
 Three-Point Field Goals Made  
 Three-Point Field Goals Attempted  
 Free Throws Made  
 Free Throws Attempted

**ECU Career Highs**

19 vs. Virginia Intermont (11/8/13)  
 20 vs. Virginia Intermont (11/8/13)  
 5 vs. Loyola (11/17/13)  
 1, Twice, Last vs. IUPUI (11/29/13)  
 1, Twice, Last vs. Loyola (11/17/13)  
 1, Three Times, Last vs. IUPUI (11/29/13)  
 7 vs. Virginia Intermont (11/8/13)  
 14 vs. Virginia Intermont (11/8/13)  
 3 vs. Virginia Intermont (11/8/13)  
 7 vs. Virginia Intermont (11/8/13)  
 3 vs. Virginia Intermont (11/8/13)  
 4 vs. Virginia Intermont (11/8/13)

**Brown's Game-By-Game Statistics**

Date	Opponent	S	MP	FG-A	3P-A	FT-A	R	PF	A	TO	B	ST	P
11/8	Virginia Intermont		19	7-14	3-7	3-4	4	0	0	3	1	1	20.
11/10	George Mason		10	1-3	1-3	2-2	2	0	1	0	1	0	5.
11/15	William & Mary		7	0-3	0-3	1-2	1	1	0	3	0	0	1.
11/17	Loyola (Md.)		12	1-5	1-4	2-2	5	3	0	3	0	1	5.
11/23	at Elon		4	0-0	0-0	0-0	0	1	0	0	0	0	0.
11/29	IUPUI		7	1-1	0-0	1-2	2	2	1	3	1	0	3.
12/1	Cleveland State		2	0-1	0-0	0-0	0	1	0	1	0	0	0.
12/13	vs. Alcorn State												
12/14	vs. Grand Canyon/ULM												
12/17	at Norfolk State												
12/20	Ohio												
12/29	at Bethune Cookman												
1/2	at College of Charleston												
1/8	Florida Atlantic												
1/11	at FIU												
1/15	at Tulane												
1/18	LA Tech												
1/22	Rice												
1/25	at Southern Miss												
1/29	Old Dominion												
2/1	Charlotte												
2/5	at Marshall												
2/8	at UAB												
2/15	North Texas												
2/20	at UTSA												
2/22	at UTEP												
2/26	Middle Tennessee												
3/1	Tulsa												
3/5	at Old Dominion												

**Brown's ECU Career Statistics**

Season	gp-gs		Total		3-Point		F-Throws		Rebounds				Scoring							
	gp-gs	min/avg	fg-fga	pct	fg-fga	pct	ft-fta	pct	off	def	tot	avg	pf	fo	ast	to	blk	stl	pts	avg
2013-14	7-0	61/8.7	10-27	.370	5-17	.294	9-12	.750	6	8	14	2.0	8	0	2	13	3	2	34	4.9
TOTAL	7-0	61/8.7	10-27	.370	5-17	.294	9-12	.750	6	8	14	2.0	8	0	2	13	3	2	34	4.9

20 :: Tatiana Chapple :: Junior :: Forward :: 6-0 :: Cleveland, Ohio :: Northland HS



**2013-14 Season Highs**

32 at Elon (11/23/13)  
 10 vs. Cleveland State (12/1/13)  
 8, Twice, Last vs. Cleveland State (12/1/13)  
 3, Twice, Last at Elon (11/23/13)  
 2, Three Times, Last at Elon (11/23/13)  
 None  
 4 vs. Cleveland State (12/1/13)  
 5, Twice, Last vs. Cleveland State (12/1/13)  
 None  
 None  
 2, Three Times, Last vs. Cleveland State (12/1/13)  
 4 vs. Cleveland State (12/1/13)

**Category**

Minutes  
 Points  
 Rebounds  
 Assists  
 Steals  
 Blocks  
 Field Goals Made  
 Field Goals Attempted  
 Three-Point Field Goals Made  
 Three-Point Field Goals Attempted  
 Free Throws Made  
 Free Throws Attempted

**ECU Career Highs**

36 at Tulane (1/27/13)  
 14 vs. Jacksonville (12/18/11)  
 12 vs. Lafayette (12/29/11)  
 5, Twice, Last vs. UAB (2/28/13)  
 5 vs. St. Andrew's (11/13/11)  
 2, Five Times, Last at Western Kentucky (3/21/13)  
 7 vs. Jacksonville (12/18/11)  
 13 at VCU (12/16/12)  
 None  
 None  
 4 vs. Monmouth (11/30/11)  
 8 vs. Delaware (12/28/11)

**Chapple's Game-By-Game Statistics**

Date	Opponent	S	MP	FG-A	3P-A	FT-A	R	PF	A	TO	B	ST	P
11/8	Virginia Intermont	*	16	3-3	0-0	0-0	3	3	2	2	0	2	6
11/10	George Mason	*	15	0-2	0-0	0-0	4	2	1	2	0	2	0
11/15	William & Mary	*	31	2-1	0-0	2-2	4	1	3	1	0	1	6
11/17	Loyola (Md.)	*	23	2-5	0-0	2-2	8	3	1	0	0	1	6
11/23	at Elon	*	32	2-4	0-0	0-0	2	4	3	1	0	2	4
11/29	IUPUI	*	28	3-3	0-0	0-0	4	3	2	3	0	1	6
12/1	Cleveland State	*	31	4-5	0-0	2-4	8	0	2	2	0	0	10
12/13	vs. Alcorn State												
12/14	vs. Grand Canyon/ULM												
12/17	at Norfolk State												
12/20	Ohio												
12/29	at Bethune Cookman												
1/2	at College of Charleston												
1/8	Florida Atlantic												
1/11	at FIU												
1/15	at Tulane												
1/18	LA Tech												
1/22	Rice												
1/25	at Southern Miss												
1/29	Old Dominion												
2/1	Charlotte												
2/5	at Marshall												
2/8	at UAB												
2/15	North Texas												
2/20	at UTSA												
2/22	at UTEP												
2/26	Middle Tennessee												
3/1	Tulsa												
3/5	at Old Dominion												

**Chapple's ECU Career Statistics**

Season	gp-gs		Total		3-Point		F-Throws		Rebounds					Scoring						
	min	avg	fg-fga	pct	fg-fga	pct	ft-fta	pct	off	def	tot	avg	pf	fo	ast	to	blk	stl	pts	avg
2011-12	31-30	757/24.4	64-140	.457	0-0	.000	23-64	.359	55	120	175	5.6	85	3	33	48	2	36	151	4.9
2012-13	32-32	765/23.9	54-112	.482	0-0	.000	12-28	.429	46	71	117	3.7	70	2	30	43	13	28	120	3.8
2013-14	7-7	176/25.1	16-26	.615	0-0	.000	6-8	.750	13	20	33	4.7	16	0	14	11	0	9	38	5.4
<b>TOTAL</b>	<b>70-69</b>	<b>1698/24.3</b>	<b>134-278</b>	<b>.482</b>	<b>0-0</b>	<b>.000</b>	<b>41-100</b>	<b>.410</b>	<b>114</b>	<b>211</b>	<b>325</b>	<b>4.6</b>	<b>171</b>	<b>5</b>	<b>77</b>	<b>102</b>	<b>15</b>	<b>73</b>	<b>309</b>	<b>4.4</b>

21 :: Abria Trice :: RS Junior :: Guard / Forward :: 6-0 :: Hampton, Ga. :: Dutchtown HS (UNC Wilmington)



**2013-14 Season Highs**

37 vs. George Mason (11/10/13)  
 21, Twice, Last vs. George Mason (11/10/13)  
 7 vs. George Mason (11/10/13)  
 3 vs. Cleveland State (12/1/13)  
 4, Twice, Last vs. George Mason (11/10/13)  
 3 vs. George Mason (11/10/13)  
 8, Twice, Last vs. Cleveland State (12/1/13)  
 16 vs. Virginia Intermont (11/8/13)  
 1, Twice, Last vs. IUPUI (11/29/13)  
 2, Three Times, Last vs. Cleveland State (12/1/13)  
 9 vs. George Mason (11/10/13)  
 10 vs. George Mason (11/10/13)

**Category**

Minutes  
 Points  
 Rebounds  
 Assists  
 Steals  
 Blocks  
 Field Goals Made  
 Field Goals Attempted  
 Three-Point Field Goals Made  
 Three-Point Field Goals Attempted  
 Free Throws Made  
 Free Throws Attempted

**ECU Career Highs**

37 vs. George Mason (11/10/13)  
 21, Twice, Last vs. George Mason (11/10/13)  
 7 vs. George Mason (11/10/13)  
 3 vs. Cleveland State (12/1/13)  
 4, Twice, Last vs. George Mason (11/10/13)  
 3 vs. George Mason (11/10/13)  
 8, Twice, Last vs. Cleveland State (12/1/13)  
 16 vs. Virginia Intermont (11/8/13)  
 1 vs. William & Mary (11/15/13)  
 2, Three Times, Last vs. Cleveland State (12/1/13)  
 9 vs. George Mason (11/10/13)  
 10 vs. George Mason (11/10/13)

**Trice's Game-By-Game Statistics**

Date	Opponent	S	MP	FG-A	3P-A	FT-A	R	PF	A	TO	B	ST	P
11/8	Virginia Intermont	*	22	8-16	0-2	5-5	3	3	2	0	1	4	21
11/10	George Mason	*	37	6-15	0-1	9-10	7	4	1	3	3	4	21
11/15	William & Mary	*	24	5-9	1-1	2-2	2	2	0	1	0	3	13
11/17	Loyola (Md.)	*	29	3-9	0-1	3-4	4	2	2	2	0	1	9
11/23	at Elon	*	21	7-13	0-2	4-5	4	5	0	2	0	1	18
11/29	IUPUI	*	15	2-4	1-1	6-6	3	4	1	3	0	1	11
12/1	Cleveland State	*	31	8-14	0-2	4-4	2	1	3	3	1	1	20
12/13	vs. Alcorn State												
12/14	vs. Grand Canyon/ULM												
12/17	at Norfolk State												
12/20	Ohio												
12/29	at Bethune Cookman												
1/2	at College of Charleston												
1/8	Florida Atlantic												
1/11	at FIU												
1/15	at Tulane												
1/18	LA Tech												
1/22	Rice												
1/25	at Southern Miss												
1/29	Old Dominion												
2/1	Charlotte												
2/5	at Marshall												
2/8	at UAB												
2/15	North Texas												
2/20	at UTSA												
2/22	at UTEP												
2/26	Middle Tennessee												
3/1	Tulsa												
3/5	at Old Dominion												

**Trice's ECU Career Statistics**

Season	gp-gs		Total		3-Point		F-Throws		Rebounds				Scoring												
	qp	qs	fg-fga	pct	fg-fga	pct	ft-fta	pct	off	def	tot	avg	pf	fo	ast	to	blk	stl	pts	avg					
2013-14	7	7	179	25.6	39	80	.488	2	10	.200	33	36	.917	12	13	25	3.6	21	1	9	14	5	15	113	16.1
TOTAL	7	7	179	25.6	39	80	.488	2	10	.200	33	36	.917	12	13	25	3.6	21	1	9	14	5	15	113	16.1

23 :: Jada Payne :: RS Sophomore :: Guard / Forward :: 6-2 :: Hickory, N.C. :: Hickory HS (La Salle)



**2013-14 Season Highs**

37 vs. IUPUI (11/29/13)  
 33 vs. Cleveland State (12/1/13)  
 11 vs. William & Mary (11/15/13)  
 2 at Elon (11/23/13)  
 6 at Elon (11/23/13)  
 1 vs. Cleveland State (12/1/13)  
 10 vs. Cleveland State (12/1/13)  
 20 at Elon (11/23/13)  
 6 vs. Cleveland State (12/1/13)  
 9 vs. Cleveland State (12/1/13)  
 7 vs. Cleveland State (12/1/13)  
 8 vs. Cleveland State (12/1/13)

**Category**

Minutes  
 Points  
 Rebounds  
 Assists  
 Steals  
 Blocks  
 Field Goals Made  
 Field Goals Attempted  
 Three-Point Field Goals Made  
 Three-Point Field Goals Attempted  
 Free Throws Made  
 Free Throws Attempted

**ECU Career Highs**

37 vs. IUPUI (11/29/13)  
 33 vs. Cleveland State (12/1/13)  
 11 vs. William & Mary (11/15/13)  
 2 at Elon (11/23/13)  
 6 at Elon (11/23/13)  
 1 vs. Cleveland State (12/1/13)  
 10 vs. Cleveland State (12/1/13)  
 20 at Elon (11/23/13)  
 6 vs. Cleveland State (12/1/13)  
 9 vs. Cleveland State (12/1/13)  
 7 vs. Cleveland State (12/1/13)  
 8 vs. Cleveland State (12/1/13)

**Payne's Game-By-Game Statistics**

Date	Opponent	S	MP	FG-A	3P-A	FT-A	R	PF	A	TO	B	ST	P
11/8	Virginia Intermont	*	21	6-9	2-4	1-3	5	2	1	2	0	3	15
11/10	George Mason	*	19	1-7	0-1	4-4	6	3	1	1	0	1	6
11/15	William & Mary	*	32	7-17	4-6	5-6	11	1	1	0	0	2	23
11/17	Loyola (Md.)	*	29	8-12	5-6	5-5	7	0	0	3	0	1	26
11/23	at Elon	*	35	9-20	2-8	3-4	4	2	2	7	0	6	23
11/29	IUPUI	*	37	8-14	2-4	0-0	7	2	0	4	0	0	18
12/1	Cleveland State	*	35	10-17	6-9	7-8	6	3	0	2	1	0	33
12/13	vs. Alcorn State												
12/14	vs. Grand Canyon/ULM												
12/17	at Norfolk State												
12/20	Ohio												
12/29	at Bethune Cookman												
1/2	at College of Charleston												
1/8	Florida Atlantic												
1/11	at FIU												
1/15	at Tulane												
1/18	LA Tech												
1/22	Rice												
1/25	at Southern Miss												
1/29	Old Dominion												
2/1	Charlotte												
2/5	at Marshall												
2/8	at UAB												
2/15	North Texas												
2/20	at UTSA												
2/22	at UTEP												
2/26	Middle Tennessee												
3/1	Tulsa												
3/5	at Old Dominion												

**Payne's ECU Career Statistics**

Season	gp-gs		Total		3-Point		F-Throws		Rebounds				Scoring							
	gp	gs	fg-fga	pct	fg-fga	pct	ft-fta	pct	off	def	tot	avg	pf	fo	ast	to	blk	stl	pts	avg
2013-14	7	7	49-96	.510	21-38	.553	25-30	.833	20	26	46	6.6	13	0	5	19	1	13	144	20.6
TOTAL	7	7	49-96	.510	21-38	.553	25-30	.833	20	26	46	6.6	13	0	5	19	1	13	144	20.6

25 :: Jenka Stiasna :: Freshman :: Post :: 6-3 :: Zvolen, Slovakia :: Rock HS



2013-14 Season Highs

8 vs. Virginia Intermont (11/8/13)
1 vs. Virginia Intermont (11/8/13)
5 vs. Virginia Intermont (11/8/13)
1 vs. Virginia Intermont (11/8/13)
1 vs. Loyola (11/17/13)
None
None
1 vs. Virginia Intermont (11/8/13)
None
None
1 vs. Virginia Intermont (11/8/13)
2 vs. Virginia Intermont (11/8/13)

Category

Minutes
Points
Rebounds
Assists
Steals
Blocks
Field Goals Made
Field Goals Attempted
Three-Point Field Goals Made
Three-Point Field Goals Attempted
Free Throws Made
Free Throws Attempted

ECU Career Highs

8 vs. Virginia Intermont (11/8/13)
1 vs. Virginia Intermont (11/8/13)
5 vs. Virginia Intermont (11/8/13)
1 vs. Virginia Intermont (11/8/13)
1 vs. Loyola (11/17/13)
None
None
1 vs. Virginia Intermont (11/8/13)
None
None
1 vs. Virginia Intermont (11/8/13)
2 vs. Virginia Intermont (11/8/13)

Stiasna's Game-By-Game Statistics

Date	Opponent	S	MP	FG-A	3P-A	FT-A	R	PF	A	TO	B	ST	P
11/8	Virginia Intermont		8	0-1	0-0	1-2	5	1	1	1	0	0	1
11/10	George Mason						DNP						
11/15	William & Mary						DNP						
11/17	Loyola (Md.)		2	0-0	0-0	0-0	0	0	0	0	0	1	0
11/23	at Elon						DNP						
11/29	IUPUI		1	0-0	0-0	0-0	0	0	0	0	0	0	0
12/1	Cleveland State						DNP						
12/13	vs. Alcorn State												
12/14	vs. Grand Canyon/ULM												
12/17	at Norfolk State												
12/20	Ohio												
12/29	at Bethune Cookman												
1/2	at College of Charleston												
1/8	Florida Atlantic												
1/11	at FIU												
1/15	at Tulane												
1/18	LA Tech												
1/22	Rice												
1/25	at Southern Miss												
1/29	Old Dominion												
2/1	Charlotte												
2/5	at Marshall												
2/8	at UAB												
2/15	North Texas												
2/20	at UTSA												
2/22	at UTEP												
2/26	Middle Tennessee												
3/1	Tulsa												
3/5	at Old Dominion												

Stiasna's ECU Career Statistics

Season	gp-gs	min/avg	Total		3-Point		F-Throws		Rebounds				Scoring							
			fg-fga	pct	fg-fga	pct	ft-fta	pct	off	def	tot	avg	pf	fo	ast	to	blk	stl	pts	avg
2013-14	3-0	11/3.7	0-1	.000	0-0	.000	1-2	.500	4	1	5	1.7	1	0	1	1	0	1	1	0.3
TOTAL	3-0	11/3.7	0-1	.000	0-0	.000	1-2	.500	4	1	5	1.7	1	0	1	1	0	1	1	0.3

32 :: Chanel Green :: Sophomore :: Point Guard :: 5-4 :: Washington, D.C. :: Howard D. Woodson HS



2013-14 Season Highs

18 vs. Virginia Intermont (11/8/13)  
 5 vs. Virginia Intermont (11/8/13)  
 5 vs. Virginia Intermont (11/8/13)  
 4 vs. Virginia Intermont (11/8/13)  
 4 vs. Virginia Intermont (11/8/13)  
 None  
 2 vs. Virginia Intermont (11/8/13)  
 4 vs. Virginia Intermont (11/8/13)  
 None  
 1 vs. Virginia Intermont (11/8/13)  
 1 vs. Virginia Intermont (11/8/13)  
 2 vs. Virginia Intermont (11/8/13)

Category

Minutes  
 Points  
 Rebounds  
 Assists  
 Steals  
 Blocks  
 Field Goals Made  
 Field Goals Attempted  
 Three-Point Field Goals Made  
 Three-Point Field Goals Attempted  
 Free Throws Made  
 Free Throws Attempted

ECU Career Highs

23 vs. Converse (11/18/12)  
 7 vs. Converse (11/18/12)  
 5 Twice, last vs. Virginia Intermont (11/8/13)  
 4, Five Times, Last vs. Virginia Intermont (11/8/13)  
 4 vs. Virginia Intermont (11/8/13)  
 None  
 3 vs. Converse (11/18/12)  
 8 vs. Converse (11/18/12)  
 1, Twice, Last at UCF (2/24/13)  
 1, Four Times, Last vs. Virginia Intermont (11/8/13)  
 2 vs. SMU (2/14/13)  
 4, Twice, Last at Marshall (2/21/13)

Green's Game-By-Game Statistics

Date	Opponent	S	MP	FG-A	3P-A	FT-A	R	PF	A	TO	B	ST	P
11/8	Virginia Intermont		18	2-4	0-1	1-2	5	2	4	4	0	4	5
11/10	George Mason						DNP						
11/15	William & Mary		2	0-0	0-0	0-0	0	1	0	0	0	0	0
11/17	Loyola (Md.)		5	1-2	0-0	0-0	1	0	0	1	0	0	2
11/23	at Elon		5	0-1	0-0	0-0	0	0	0	1	0	0	0
11/29	IUPUI		4	0-0	0-0	0-0	1	0	0	3	0	0	0
12/1	Cleveland State						DNP						
12/13	vs. Alcorn State												
12/14	vs. Grand Canyon/ULM												
12/17	at Norfolk State												
12/20	Ohio												
12/29	at Bethune Cookman												
1/2	at College of Charleston												
1/8	Florida Atlantic												
1/11	at FIU												
1/15	at Tulane												
1/18	LA Tech												
1/22	Rice												
1/25	at Southern Miss												
1/29	Old Dominion												
2/1	Charlotte												
2/5	at Marshall												
2/8	at UAB												
2/15	North Texas												
2/20	at UTSA												
2/22	at UTEP												
2/26	Middle Tennessee												
3/1	Tulsa												
3/5	at Old Dominion												

Green's ECU Career Statistics

Season	gp-gs	min/avg	Total		3-Point		F-Throws		Rebounds				Scoring							
			fg-fga	pct	fg-fga	pct	ft-fta	pct	off	def	tot	avg	pf	fo	ast	to	blk	stl	pts	avg
2012-13	29-0	202/7.0	16-55	.291	2-3	.667	8-18	.444	4	24	28	1.0	34	1	33	34	0	21	42	1.4
2013-14	5-0	34/6.8	3-7	.429	0-1	.000	1-2	.500	3	4	7	1.4	3	0	4	9	0	4	7	1.4
TOTAL	34-0	236/6.9	19-62	.306	2-4	.500	9-20	.450	7	28	35	1.0	37	1	37	43	0	25	49	1.4

33 :: Janesha Ebron :: Junior :: Guard :: 5-6 :: Winterville, N.C. :: South Central HS



2013-14 Season Highs

35 vs. IUPUI (11/29/13)  
 19 at Elon (11/23/13)  
 5, Twice, Last vs. Cleveland State (12/1/13)  
 9 vs. IUPUI (11/29/13)  
 5 vs. Virginia Intermont (11/8/13)  
 1 vs. William & Mary (11/15/13)  
 4 at Elon (11/23/13)  
 6, Three Times, Last vs. IUPUI (11/29/13)  
 2 at Elon (11/23/13)  
 3 at Elon (11/23/13)  
 9 at Elon (11/23/13)  
 9 at Elon (11/23/13)

Category

Minutes  
 Points  
 Rebounds  
 Assists  
 Steals  
 Blocks  
 Field Goals Made  
 Field Goals Attempted  
 Three-Point Field Goals Made  
 Three-Point Field Goals Attempted  
 Free Throws Made  
 Free Throws Attempted

ECU Career Highs

35 vs. IUPUI (11/29/13)  
 19 at Elon (11/23/13)  
 9 at Rice (1/26/12)  
 9 vs. IUPUI (11/29/13)  
 7 vs. Converse (11/18/12)  
 2 at Memphis (1/15/12)  
 4, Six Times, Last at Elon (11/23/13)  
 11 at Southern Miss (2/5/12)  
 2, Three Times, Last at Elon (11/23/13)  
 5 at Southern Miss (2/5/12)  
 9 at Elon (11/23/13)  
 9 at Elon (11/23/13)

Ebron's Game-By-Game Statistics

Date	Opponent	S	MP	FG-A	3P-A	FT-A	R	PF	A	TO	B	ST	P
11/8	Virginia Intermont	*	15	0-2	0-2	2-2	1	1	6	2	0	5	2
11/10	George Mason	*	25	2-6	1-2	1-2	2	3	2	2	0	0	6
11/15	William & Mary	*	19	1-2	0-0	2-2	1	0	5	3	1	1	4
11/17	Loyola (Md.)	*	21	0-1	0-0	2-4	4	2	5	2	0	3	2
11/23	at Elon	*	31	4-6	2-3	9-9	3	3	6	3	0	4	19
11/29	IUPUI	*	35	2-6	1-1	2-4	5	2	9	1	0	0	5
12/1	Cleveland State	*	27	1-1	0-0	0-0	5	1	5	4	0	2	2
12/13	vs. Alcorn State												
12/14	vs. Grand Canyon/ULM												
12/17	at Norfolk State												
12/20	Ohio												
12/29	at Bethune Cookman												
1/2	at College of Charleston												
1/8	Florida Atlantic												
1/11	at FIU												
1/15	at Tulane												
1/18	LA Tech												
1/22	Rice												
1/25	at Southern Miss												
1/29	Old Dominion												
2/1	Charlotte												
2/5	at Marshall												
2/8	at UAB												
2/15	North Texas												
2/20	at UTSA												
2/22	at UTEP												
2/26	Middle Tennessee												
3/1	Tulsa												
3/5	at Old Dominion												

Ebron's ECU Career Statistics

Season	gp-gs		Total		3-Point		F-Throws		Rebounds				Scoring							
	min/avg	fg-fga	pct	fg-fga	pct	ft-fga	pct	off	def	tot	avg	pf	fo	ast	to	blk	stl	pts	avg	
2011-12	31-13	519/16.7	41-132	.311	12-61	.197	18-28	.643	18	45	63	2.0	57	0	40	46	5	31	112	3.6
2012-13	32-0	425/13.3	26-91	.286	3-30	.100	21-34	.618	15	38	53	1.7	45	0	23	41	2	38	76	2.4
2013-14	7-7	173/24.7	10-24	.417	4-8	.500	18-23	.783	5	16	21	3.0	12	0	38	17	1	15	42	6.0
TOTAL	70-20	1117/16.0	77-247	.312	19-99	.192	57-85	.671	38	99	137	2.0	114	0	101	104	8	84	230	3.3

34 :: Ariana Jackson :: RS Senior :: Forward :: 6-0 :: West Palm Beach, Fla. :: Suncoast HS



**2013-14 Season Highs**

16 vs. Virginia Intermont (11/8/13)
8 vs. Virginia Intermont (11/8/13)
4 vs. Virginia Intermont (11/8/13)
1, Twice, Last vs. Loyola (11/17/13)
3 vs. Virginia Intermont (11/8/13)
None
3 vs. Virginia Intermont (11/8/13)
9 vs. Virginia Intermont (11/8/13)
1 vs. Virginia Intermont (11/8/13)
2 vs. Virginia Intermont (11/8/13)
1 vs. Virginia Intermont (11/8/13)
2 vs. Virginia Intermont (11/8/13)

**Category**

Minutes
Points
Rebounds
Assists
Steals
Blocks
Field Goals Made
Field Goals Attempted
Three-Point Field Goals Made
Three-Point Field Goals Attempted
Free Throws Made
Free Throws Attempted

**ECU Career Highs**

34 at Hawaii (12/21/10)
21 at VCU (12/2/10)
12, Three Times, Last at Houston (2/7/13)
3, Four Times, Last vs. Norfolk State (11/24/12)
6 vs. NC Central (12/4/12)
2 vs. NC Central (12/4/12)
6, Twice, Last vs. Memphis (1/9/11)
11 at Western Carolina (11/14/10)
3 at VCU (12/2/10)
5 at Western Carolina (11/14/10)
8, Twice, Last vs. Hampton (12/8/10)
9 at VCU (12/2/10)

**Jackson's Game-By-Game Statistics**

Date	Opponent	S	MP	FG-A	3P-A	FT-A	R	PF	A	TO	B	ST	P
11/8	Virginia Intermont		16	3-9	1-2	1-2	4	3	1	1	0	3	8
11/10	George Mason		2	0-1	0-0	0-0	0	1	0	0	0	0	0
11/15	William & Mary		5	0-0	0-0	0-0	1	1	0	0	0	0	0
11/17	Loyola (Md.)		6	0-0	0-0	0-0	1	0	1	0	0	0	0
11/23	at Elon												DNP
11/29	IUPUI												DNP
12/1	Cleveland State												DNP
12/13	vs. Alcorn State												
12/14	vs. Grand Canyon/ULM												
12/17	at Norfolk State												
12/20	Ohio												
12/29	at Bethune Cookman												
1/2	at College of Charleston												
1/8	Florida Atlantic												
1/11	at FIU												
1/15	at Tulane												
1/18	LA Tech												
1/22	Rice												
1/25	at Southern Miss												
1/29	Old Dominion												
2/1	Charlotte												
2/5	at Marshall												
2/8	at UAB												
2/15	North Texas												
2/20	at UTSA												
2/22	at UTEP												
2/26	Middle Tennessee												
3/1	Tulsa												
3/5	at Old Dominion												

**Jackson's ECU Career Statistics**

Season	gp-gs		Total		3-Point		F-Throws		Rebounds				Scoring												
	gp	gs	fg-fga	pct	fg-fga	pct	ft-fla	pct	off	def	tot	avg	pf	fo	ast	to	blk	stl	pts	avg					
2009-10	34	3	433	12.7	36	100	.360	15	39	.385	33	47	.702	25	71	96	2.8	44	1	20	34	4	9	120	3.5
2010-11	19	7	384	20.2	52	115	.452	12	34	.353	43	54	.796	34	55	89	4.7	35	0	20	30	5	26	159	8.4
2012-13	32	0	470	14.7	52	129	.403	4	13	.308	32	56	.571	55	65	120	3.8	54	0	16	31	6	32	140	4.4
2013-14	4	0	29	7.3	3	10	.300	1	2	.500	1	2	.500	3	3	6	1.5	5	0	2	1	0	3	8	2.0
TOTAL	89	10	1316	14.8	143	354	.404	32	88	.364	109	159	.686	117	194	311	3.5	138	1	58	96	15	70	427	4.8

40 :: Ondrea Shaw :: RS Junior :: Post :: 6-4 :: Los Angeles, Calif. :: Moore HS (George Mason)



**2013-14 Season Highs**

24 vs. Cleveland State (12/1/13)  
 3, Twice, Last vs. Loyola (11/17/13)  
 10 vs. William & Mary (11/15/13)  
 2 vs. Cleveland State (12/1/13)  
 3 vs. Virginia Intermont (11/8/13)  
 4, Twice, Last vs. Loyola (11/17/13)  
 1, Six Times, Last vs. Cleveland State (12/1/13)  
 4, Twice, Last vs. Cleveland State (12/1/13)  
 None  
 None  
 1, Three Times, Last vs. IUPUI (11/29/13)  
 3 vs. Virginia Intermont (11/8/13)

**Category**

Minutes  
 Points  
 Rebounds  
 Assists  
 Steals  
 Blocks  
 Field Goals Made  
 Field Goals Attempted  
 Three-Point Field Goals Made  
 Three-Point Field Goals Attempted  
 Free Throws Made  
 Free Throws Attempted

**ECU Career Highs**

24 vs. Cleveland State (12/1/13)  
 3, Twice, Last vs. Loyola (11/17/13)  
 10 vs. William & Mary (11/15/13)  
 2 vs. Cleveland State (12/1/13)  
 3 vs. Virginia Intermont (11/8/13)  
 4, Twice, Last vs. Loyola (11/17/13)  
 1, Six Times, Last vs. Cleveland State (12/1/13)  
 4, Twice, Last vs. Cleveland State (12/1/13)  
 None  
 None  
 1, Three Times, Last vs. IUPUI (11/29/13)  
 3 vs. Virginia Intermont (11/8/13)

**Shaw's Game-By-Game Statistics**

Date	Opponent	S	MP	FG-A	3P-A	FT-A	R	PF	A	TO	B	ST	P
11/8	Virginia Intermont	*	18	1-2	0-0	1-3	6	2	1	0	4	3	3
11/10	George Mason	*	16	1-1	0-0	0-0	7	4	0	3	1	0	2
11/15	William & Mary	*	19	1-3	0-0	0-0	10	3	1	1	2	0	2
11/17	Loyola (Md.)	*	21	1-4	0-0	1-2	7	2	1	2	4	2	3
11/23	at Elon	*	18	1-2	0-0	0-0	5	5	0	0	3	0	2
11/29	IUPUI	*	14	0-0	0-0	1-2	3	4	0	2	0	0	1
12/1	Cleveland State	*	24	1-4	0-0	0-0	7	1	2	1	2	0	2
12/13	vs. Alcorn State												
12/14	vs. Grand Canyon/ULM												
12/17	at Norfolk State												
12/20	Ohio												
12/29	at Bethune Cookman												
1/2	at College of Charleston												
1/8	Florida Atlantic												
1/11	at FIU												
1/15	at Tulane												
1/18	LA Tech												
1/22	Rice												
1/25	at Southern Miss												
1/29	Old Dominion												
2/1	Charlotte												
2/5	at Marshall												
2/8	at UAB												
2/15	North Texas												
2/20	at UTSA												
2/22	at UTEP												
2/26	Middle Tennessee												
3/1	Tulsa												
3/5	at Old Dominion												

**Shaw's ECU Career Statistics**

Season	gp-gs		Total		3-Point		F-Throws		Rebounds				Scoring							
	min/avg	fg-fga	pct	fg-fga	pct	ft-fta	pct	off	def	tot	avg	pf	fo	ast	to	blk	stl	pts	avg	
2013-14	7-7	130/18.6	6-16	.375	0-0	.000	3-7	.429	20	25	45	6.4	21	1	5	9	16	5	15	2.1
TOTAL	7-7	130/18.6	6-16	.375	0-0	.000	3-7	.429	20	25	45	6.4	21	1	5	9	16	5	15	2.1

44 :: Carly Vendemia :: RS Senior :: Forward :: 6-1 :: Beaver, Pa. :: Beaver HS (Duquesne)



2013-14 Season Highs

15 vs. George Mason (11/10/13)
11 vs. George Mason (11/10/13)
7 vs. George Mason (11/10/13)
1, Twice, Last vs. William & Mary (11/15/13)
1, Twice, Last vs. William & Mary (11/15/13)
1 vs. George Mason (11/10/13)
4 vs. George Mason (11/10/13)
9 vs. George Mason (11/10/13)
None
None
3 vs. George Mason (11/10/13)
4 vs. George Mason (11/10/13)

Category

Minutes
Points
Rebounds
Assists
Steals
Blocks
Field Goals Made
Field Goals Attempted
Three-Point Field Goals Made
Three-Point Field Goals Attempted
Free Throws Made
Free Throws Attempted

ECU Career Highs

15 vs. George Mason (11/10/13)
11 vs. George Mason (11/10/13)
7 vs. George Mason (11/10/13)
1, Twice, Last vs. William & Mary (11/15/13)
1, Twice, Last vs. William & Mary (11/15/13)
1 vs. George Mason (11/10/13)
4 vs. George Mason (11/10/13)
9 vs. George Mason (11/10/13)
None
None
3 vs. George Mason (11/10/13)
4 vs. George Mason (11/10/13)

Vendemia's Game-By-Game Statistics

Date	Opponent	S	MP	FG-A	3P-A	FT-A	R	PF	A	TO	B	ST	P
11/8	Virginia Intermont						DNP						
11/10	George Mason		15	4-9	0-0	3-4	7	3	1	2	1	1	11
11/15	William & Mary		11	0-3	0-0	2-2	2	0	1	4	0	1	2
11/17	Loyola (Md.)		6	0-1	0-0	0-0	1	3	0	3	0	0	0
11/23	at Elon		8	0-0	0-0	0-0	1	1	0	1	0	0	0
11/29	IUPUI		11	1-1	0-0	2-2	2	4	0	2	0	0	4
12/1	Cleveland State		2	0-1	0-0	0-0	1	1	0	1	0	0	0
12/13	vs. Alcorn State												
12/14	vs. Grand Canyon/ULM												
12/17	at Norfolk State												
12/20	Ohio												
12/29	at Bethune Cookman												
1/2	at College of Charleston												
1/8	Florida Atlantic												
1/11	at FIU												
1/15	at Tulane												
1/18	LA Tech												
1/22	Rice												
1/25	at Southern Miss												
1/29	Old Dominion												
2/1	Charlotte												
2/5	at Marshall												
2/8	at UAB												
2/15	North Texas												
2/20	at UTSA												
2/22	at UTEP												
2/26	Middle Tennessee												
3/1	Tulsa												
3/5	at Old Dominion												

Vendemia's ECU Career Statistics

Season	gp-gs	min/avg	Total		3-Point		F-Throws		Rebounds				Scoring							
			fg-fga	pct	fg-fga	pct	ft-fta	pct	off	def	tot	avg	pf	fo	ast	to	blk	stl	pts	avg
2013-14	6-0	53/8.8	5-15	.333	0-0	.000	7-8	.875	6	8	14	2.3	12	0	2	13	1	2	17	2.8
TOTAL	6-0	53/8.8	5-15	.333	0-0	.000	7-8	.875	6	8	14	2.3	12	0	2	13	1	2	17	2.8

2013-14 East Carolina Women's Basketball



**1** *Shae Nelson*



**2** *Kyani White*



**3** *Akia Jones*



**4** *Kristine Mial*



**5** *Colleen Marshall*



**11** *JKyra Brown*



**20** *Tatiana Chapple*



**21** *Abria Trice*



**23** *Jada Payne*



**25** *Jenka Stiasna*



**32** *Chanel Green*



**33** *Janesha Ebron*



**34** *Ariana Jackson*



**40** *Ondrea Shaw*



**44** *Carly Vendemia*



*Heather Macy*  
Head Coach



*Ollin Dunford*  
Assistant Coach



*John Marcum*  
Assistant Coach



*Jill Poe*  
Assistant Coach



*Nicole Mealing*  
Video Coordinator